



USER GUIDE

The Kamille Comfort Wheelchair

A unique sensory-stimulating comfort wheelchair

The individual fit and extreme comfort help to increase activity level and quality of life.
Max. user weight 140 kg.



CRASH TESTED
ISO 7176-19



COBI REHAB



UP TO 140 KG

- Asymmetric adjustment of back system and seat system
- Exceptionally flexible armrest
- Electrically adjustable back and electric tilt-in-space as standard
- Crash tested according to ISO 7176-19
- Swing away legrest as standard
- Specially developed removable, padded body supports (optional)
- Detachable swing away legrests (optional)



Cobi Rehab and Cobi Rehab's suppliers comply with the UN conventions on child labour and forced labour as well as ILO 029, C132 and C182.

Contents

1. Safety	3
2. Explanation of symbols	4
3. General	5
4. Use	5
5. Component overview	6
6. Cushion overview	7
7. Adaptation of the Kamille Comfort Wheelchair	8
8. Electric tilt-in-space and back adjustment.....	14
9. Cleaning and maintenance	15
11. Recycling and disposal	16
10. Transport and storage	16
12. Warranty	17
13. Specifications	18
14. Accessories.....	19


1. Safety



WARNING

The Kamille Comfort Wheelchair must not be used without thorough instruction from trained personnel or persons who have been instructed in the use of the wheelchair. Improper operation can result in personal injury.

Using the Kamille Comfort Wheelchair for individuals over the maximum user weight of 140 kg increases the risk of damaging the wheelchair.

You must read the User Guide carefully before using the Kamille Comfort Wheelchair. Pay special attention to the safety instructions marked with .

Cobi Rehab assumes no responsibility for any damage to the product or personal injury caused by incorrect installation, incorrect assembly, or incorrect use of the Kamille Comfort Wheelchair.

Contact Cobi Rehab immediately if there are damaged parts or defects. Never use your own replacement spare parts.

Cobi Rehab cannot be held liable for faults or accidents that occur after repairs done without written permission from Cobi Rehab.



SAFETY INSTRUCTIONS

The symbol  in this User Guide indicates a safety instruction. Safety instructions must be followed carefully.

The care staff should assess whether the user should be restrained in the Kamille Comfort Wheelchair for safety reasons during use.

Users who are unable to stand or walk must always be lifted in and out of the Kamille Comfort Wheelchair.

The Kamille Comfort Wheelchair has a max. user weight of 140 kg.

The stopping distance on slopes can be significantly greater than on level ground.

The surface temperature can increase if the wheelchair is exposed to external heat sources, e.g., sunlight.

It may be difficult for some particularly wide Kamille Comfort Wheelchairs to pass through ordinary doors and emergency exits.














Always use the helper control for users with impaired cognitive function.


Always make sure that the Kamille Comfort Wheelchair is charged.

When purchasing accessories, these must be (retro)fitted by trained technical personnel or by Cobi Rehab's own service technicians.



2. Explanation of symbols

	Please note!
	Double insulated (Class II)
	Declaration of Conformity under the Medical Device Directive
IPX6	Water resistant
	6° max. ground slope
	Must be disposed of through correct waste management
	Cobi Rehab catalogue number
	Serial number
	Transit tie-down fixing point for passenger transport in a wheelchair by car
	Approved according to ISO 7176-19 for passenger transport by car
	Year of manufacture
	Manufacturer
	Max. user weight
	Consult the manual
<p>The CE label is located on the side of the frame.</p> <p>A copy of the CE label can be seen below.</p>	



3. General

This User Guide contains important information on the Kamille Comfort Wheelchair's use and target group. The user guide also contains a range of specifications for the Kamille Comfort Wheelchair.

An extended wear & tear and maintenance overview can be downloaded at our website

The latest version of this User Guide can be found on our website. Check that you are using the latest version.

If you need a version printed in a larger font size, it is available in PDF format at cobirehab.com, where it can be scaled up to the desired font size.

Please contact Cobi Rehab on +45 7025 2522 or at cobi@cobi.dk for more information about the Kamille Comfort Wheelchair.

Cobi Rehab reserves the right to change the product specifications without prior notice.

The wheelchair's UDI number can be found on the CE label, which is located on the side of the frame.

Product safety notices and product recalls can be viewed on the website at <https://www.cobirehab.com/kunde-hos-cobi/vigtig-produktinformation/>

4. Use

The Kamille Comfort Wheelchair is primarily for use indoors in care facilities and private homes.

The width of the Kamille Comfort Wheelchair generally allows it to pass through ordinary doorways.

The Kamille Comfort Wheelchair is intended to provide mobility for users who are in a sitting position for prolonged hours. Max. user weight 140 kg.

The wheelchair is intended to be operated by a qualified healthcare professional, e.g., a therapist, nurse, or care worker.

The Kamille Comfort Wheelchair can be used in environments with a temperature of -5°C to 40°C and humidity of 20–75%.

Crash tested

The Kamille Comfort Wheelchair has been crash-tested at an accredited test institute in Germany. This means that it can be used as a seat for a bariatric user in a motor vehicle.

Contraindications

Users with impaired cognitive function must be monitored in connection with use of the Kamille Comfort Wheelchair.

Before use

When the user is placed in the comfort wheelchair for the first time, a professional assessment should be made of whether the various cushions have the right amount of filling.

If the user requires more or less filling, the user should be moved out of the wheelchair, after which professionally trained personnel should add filling to, or remove it from, the cushions in question.

If additional support is required, a wedge system can be inserted. This assessment should be made by professionally trained personnel during the adaptation.

Recommendations

A maximum of 50% of the filling may be removed from a Kamille Comfort Wheelchair cushion. Always carry out a hand test to assess how the user is positioned. This applies regardless of whether filling has been removed or not. We do not recommend removing filling from the seat cushion.

Cobi Rehab do not recommend smoking in the wheelchair, as embers and lit matches could lead to the wheelchair catching fire, potentially causing injury to the user.

We always recommend using the associated stretch covers (purchased separately), as these are flame retardant.

The Kamille Power with drive motor

The Kamille Comfort Wheelchair is also available in a motorised version (the Kamille Power Comfort Wheelchair). The motor can be retrofitted in previously purchased wheelchairs.

5. Component overview



1. Headrest
2. Back system
3. Push bar
4. Handbrake
5. Armrest
6. Seat system
7. Skirt guard
8. Footrest
9. Anti-tip

The remote control shows the:

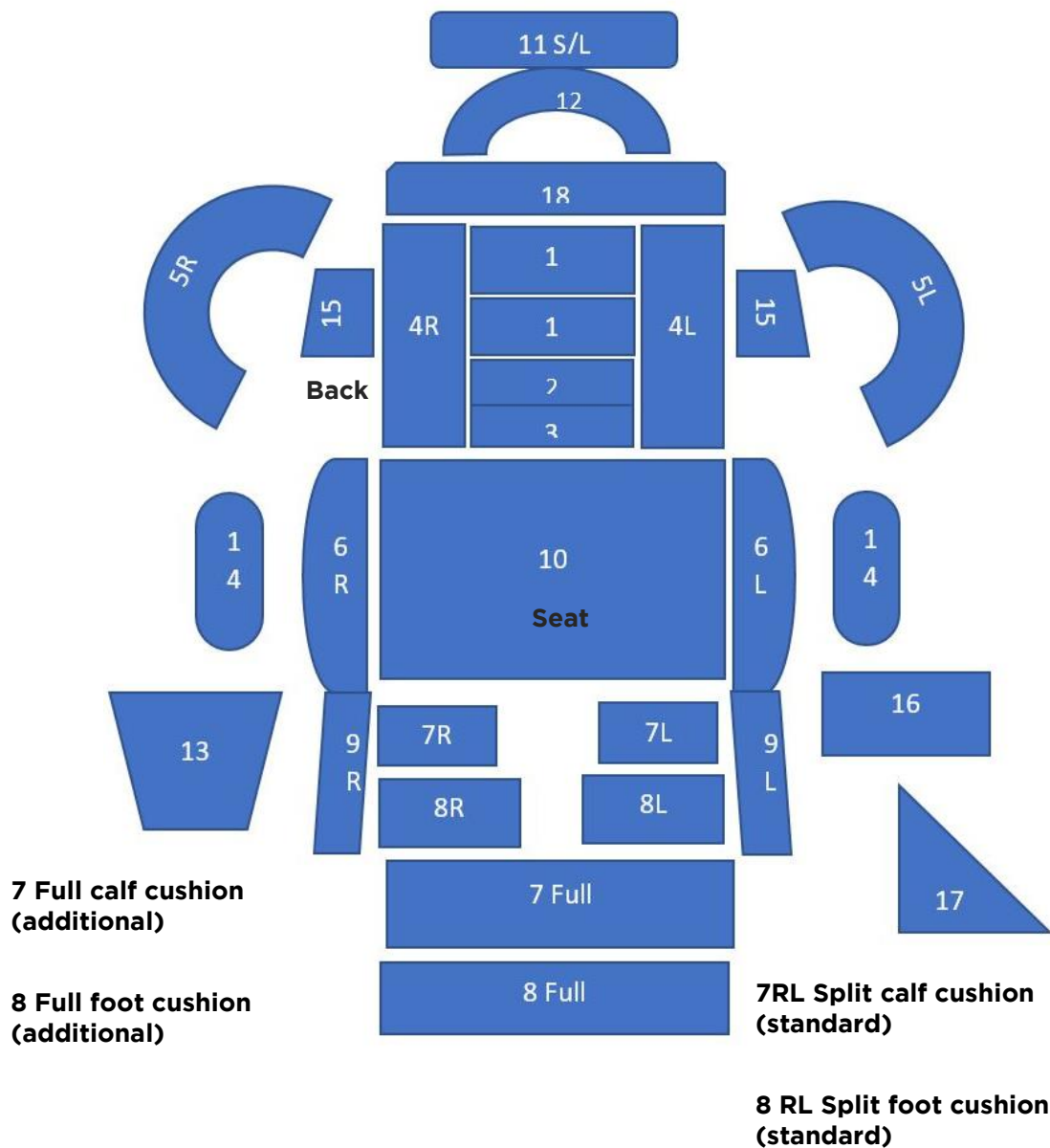
- Battery indicator
- Recline function
- Tilt function
- RESET function

The wheelchair is awakened from "sleep" by pressing any button on the remote control.



6. Cushion overview

- | | |
|---|---|
| 1 Back cushion | 9 Footrest tube cushion, RL |
| 2 Back cushion | 10 Seat cushion |
| 3 Back cushion | 11 Headrest |
| 4 Back cushion, RL | 12 Weighted neck cushion (additional) |
| 5 Weighted flexi arms, RL (additional) | 13 Weighted blanket (additional) |
| 6 Skirt guard cushion, RL | 14 Armrest cushion, RL |
| 7 Calf cushion, full (additional) | 15 Body support cushion, RL (additional) |
| 7 Calf cushion, split, RL | 16 Knee cushion (additional) ETA 2024. |
| 8 Foot cushion, full (additional) | 17 Seat cushion wedge (additional) |
| 8 Foot cushion, split, RL | 18 Back extension cushion (additional) |



7. Adaptation of the Kamille Comfort Wheelchair

The Kamille Comfort Wheelchair provides exceptional support because its design is so flexible that it can support contractures in both upper extremities and lower extremities without special adaptation.

The potential to adapt optimally to the individual helps to increase activity level, function level and quality of life.

The Kamille Comfort Wheelchair seat can be tilted up to 45°, which aids in transfers and other manoeuvres. The back can be angled up to 35°.

The Kamille Comfort Wheelchair can also be adapted to the user's hip, knee, and ankle joints.

Electrically adjustable back and electric tilt-in-space

The Kamille Comfort Wheelchair comes with an electrically adjustable back and electric tilt-in-space as standard. The various electrical functions are continuously variable, which means the user will not experience any annoying lurches.

The electric function also allows adjustment of the hip angle and the angling of the seat back.

The electrically adjustable back function locks automatically.

Electric tilt-in-space and back adjustment ensure better working conditions for the helper, who can avoid using their own body weight when handling the wheelchair.

The electric functions are activated with a remote control that can be operated by either the user or the helper.

7.1 Seat system

The seating system can be adjusted for users with asymmetry issues. The seat system consists of two independent plates that can be positioned independently of each other via slots.

The two independent plates in the seat system ensure a precise adjustment that matches the user's individual anatomical needs.

This benefits users who are challenged by e.g., anisomelia (unequal leg lengths), difference in the amount of tissue on the UE or hip joint abduction. The potential to adjust asymmetrically also addresses challenges faced with windswept posture.

The position of the seat plates can be adjusted manually with ordinary tools. This is done by loosening two nuts on each side, after which the depth, width and angle can be adjusted.

 Remember to retighten the nuts after adjustment.

The cushion system on the Kamille Comfort Wheelchair is located directly on top of the seat plates.

The seat cushion is split into sections, which allows filling to be added or removed for optimal comfort.

Skirt guards

The Kamille Comfort Wheelchair is equipped with padded skirt guards that follow the movements and angle of the seat plate. The padded skirt guards can also be "folded out" to the sides to facilitate transfers.

When using a positioning harness, the harness bracket (additional) can be fixed in the two slots located at the rear of the seat system.

There are an additional two slots in each skirt guard where the positioning harness can also be fitted.



Padded skirt guards

7.2 Back system

The back system

The back can be adjusted asymmetrically. This makes it easier to address anatomical challenges such as scoliosis, increased lateral flexion of the trunk or asymmetric tissue caused by e.g., being overweight, hernias or oedema.

Asymmetrical adjustment is possible thanks to the three aluminium plates that make up the back system. Two of the plates can be moved independently of each other, even though all three plates are connected.

The back system consists of the back base, which is mounted in six slots. The slots allow the back base to be adjusted in height.

The side plates, mounted in two slots, can be loosened using ordinary tools. When the two nuts are loosened, it is possible to adjust the width and angle of the back.

⚠ Remember to retighten the nuts after adjustment.

The recline function of the back system is designed to reduce the risk of shear of tissue when the back angle is altered. The height of the back can be increased by 80 mm (using a back extender) without compromising the settings of the back system.

The back extender (additional) consists of three plates mounted on the back system. The back extender can also be adjusted asymmetrically making it easier to address anatomical challenges.

The positioning harness is mounted using the harness bracket (additional) in the four slots (two at the top and two at the bottom of the back plates).



Asymmetrical adjusting makes it easier to address anatomical challenges.



The design of the back system reduces the risk of shear of tissue when altering the angle.

7.3 Padded body supports (additional)

Specially developed body supports placed in slots on the back system contribute to near-body trunk stability, regardless of whether the user has scoliosis or decreased/increased thoracic tone.

The body supports on the back system can be placed very close to the user so they cannot "fall out of" or "fall over" the body support.

Multiple body supports can be placed on each side for more complex needs.

The body supports on the Kamille Comfort Wheelchair are padded with viscoelastic foam and polystyrene beads.



The padded body supports comes in different sizes and with or without hoods.

7.4 Legrests

The Kamille Comfort Wheelchair is equipped with swing-away legrests as standard. Swing-away legrests support the user in "manual transfer" from the nursing bed to the wheelchair for a longer period.

The legrests can be height-adjusted and angle-adjusted above the knee and ankle joints. The legrests are padded with foam on the outside and a cushion (viscoelastic foam and polystyrene beads) on the inside. The padding on the outside is made of foam to reduce the risk of unwanted contact with the frame.

With the help of small inserts (additional), the footrests can go from two-part to unified for use in cases of e.g., severe adduction.

The swing-away function can also lock the legrests at a more open angle, which allows users with legs in abduction position to sit in a fully supported position.

Joints for mounting of detachable swing-away legrests is also available.



The legrests can be height-adjusted and angle-adjusted above the knee and ankle joints.



Different kind of swing away functions for the different needs of the users.

7.5 Armrests

The position of the armrest can be adjusted relatively easily using an Allen key.


The armrest can be angled inwards, downwards, and upwards or adjusted in height using thumb screws. This allows the armrest to be angled to accommodate increased muscle contraction or over-/underactivity in the muscles of the upper extremities.

The armrest padding contains the same type of filling as the other cushions on the Kamille Comfort Wheelchair.

The padding increases the number of sensory stimuli and minimises the risk of pressure sores.

The armrest can be angled to a natural resting position.

Weighted flex arm supports can be purchased to support the user's arms and help provide additional security, peace of mind and comfort.

 Be aware that the user can fall out of the wheelchair if the armrest is not locked in position.



The bottom thumb screw allows the armrest to be removed.

The middle thumb screw adjusts the height. The top thumb screw angles the armrest forwards, backwards and out (swing-away).

7.6 Cushion system

The Kamille Comfort Wheelchair is equipped with a complete and unique cushion system that ensures optimal pressure distribution and near-body positioning. The cushions are filled with a mix of polystyrene beads and foam, which together contribute to increased sensory stimuli. Each cushion has its own zipper.

The point of contact with the polystyrene beads results in many "messages" being sent to the brain.

The processing of the "messages" leads to a "unifying" effect and the feeling of body delimitation and wellbeing of the user.

The cushions are modellable and can be continuously adjusted for the individual user. This provides high recycling value in line with sustainability requirements.

The cushions have been carefully designed to fit the body part that they support. The cushions have been kept in a neutral tone because experience shows that dark colours can seem "bottomless" for users with impaired visual-cognitive function.



The cushions are modellable and can be manually adjusted for the individual user.

7.7 Headrest

The arm of the headrest consists of replaceable strong ball joints. The ball joints help to ensure flexibility without the headrest shifting.

The ball joints can be adjusted with an Allen key.

There are two cushion elements mounted on the headrest; a soft foam base covered with neoprene and a soft cushion with three chambers filled with polystyrene beads and viscoelastic foam. The individual chambers can be adjusted as required.



The arm of the headrest consists of replaceable strong ball joints.



Left angled headrest.

7.8 Push bar

The Kamille Comfort Wheelchair is equipped with a push bar for easy manoeuvring. The push bar is designed so it can be used in various positions.

The angle of the push bar can be adjusted using the two thumb screws located on the right and left sides of the push bar. Loosen these on each side, then position the push bar at the desired angle and retighten the thumb screws.

If the push bar needs to be angled further, this can be done using tools on the brackets.

The height of the push bar can be adjusted using the Italian levers located on the back. Loosen these and adjust the push bar to the desired height.

 Remember to retighten the levers after adjustment.

Brakes

The brake levers are mounted on the push bar. The levers are equipped with a lock that can be unlocked by holding the brake lever in while pressing the red release button.



The push bar is mounted on the brackets, where the thumb screws can be found on the sides.



The brake levers are mounted on the push bar.

7.9 Wheel type

The Kamille Comfort Wheelchair is equipped with 12 ½" solid wheels in grey nylon rubber as standard, which will not leave marks on the floor.

The solid wheels are equipped with a drum brake that is operated by the brake levers located on the push bar.

The Kamille Power Comfort Wheelchair

The Kamille Comfort Wheelchair is also available in an electric propulsion version. Alternatively, a motor can be retrofitted to a previously purchased Kamille Comfort Wheelchair.

The Power version has the motor built into the 12½" wheels. The total width is therefore greater.

For more information about the Kamille Power Comfort Wheelchair, contact Cobi Rehab by calling +45 7025 2522 or emailing cobi@cobi.dk.




Solid wheels 12 ½" in grey nylon rubber.

7.10 Anti-tips

The Kamille Comfort Wheelchair is equipped with anti-tips. Each of the two anti-tips can be adjusted to suit the terrain by pulling out the disc and subsequently placing the "pin" at the desired height.

The anti-tips are equipped with castors to prevent damage to the floor. The castors make it easier to straighten the wheelchair.

The anti-tips may only be removed when transporting the wheelchair unoccupied.


 Removing the anti-tips may result in the wheelchair tipping.



Fitted anti-tip that can be adjusted to suit the terrain.


7.11 Charger

The control box is fitted under the seat. The charging cable hanging from the control box is connected to an electrical outlet.

 The Kamille Comfort Wheelchair must not be charged if the connector is wet.

The wheelchair's on-board electronics cannot disrupt the operation of devices in the surroundings that emit electromagnetic fields, e.g., alarm systems in shops, automatic doors, etc.

The electronics are IPX6-rated. This means that the Kamille Comfort Wheelchair and its components can withstand washing with water.

 The Kamille Comfort Wheelchair is not equipped with an emergency stop device because the wheelchair is not able to run automatically.

7.12 Accessories and re-adjustment

The Kamille Comfort Wheelchair can be upgraded with a table, stretch covers and various types of weighted cushions, headrests, flex arm supports and legrests. All accessories can be adjusted for the individual user.

Re-adjustment

The Kamille Comfort Wheelchair can be reused because the large selection of accessories makes it easy to re-adjust the wheelchair.

Re-adjustments should always be carried out in collaboration with trained therapist consultants.

Retrofitting a motor

The Kamille Comfort Wheelchair can be retrofitted with a motor for propulsion. This version has a joystick, which can be operated by either the user or the helper.

Contact Cobi Rehab on +45 7025 2522 to find out more about re-adjustments and the motor.

For an overview of accessories, see page 19.

8. Electric tilt-in-space and back adjustment

The Kamille Comfort Wheelchair comes with an electrically adjustable back (recliner) and electric tilt-in-space as standard. This provides continuously variable, calm, and comfortable adjustment of the seat unit, which can be performed while the user sits in the wheelchair.

The electrically adjustable back must be adjusted by a therapist-trained healthcare professional who, based on a sitting position analysis, assesses what the hip angle should be for the individual user.

This decision should be made the first time the user is placed in the wheelchair when adjustment of the comfort wheelchair begins. After adjustment, the electrically adjustable back should be locked.

The anti-shear recline function on the Kamille Comfort Wheelchair is unique. The electrically adjustable back is designed to minimise the risk of shear, as the axis of rotation is located based on the starting position of the pelvis.

The electric tilt-in-space is activated when the seat/back unit needs to be angled. This feature is important for users who need to vary sitting positions during the day to:

- avoid pain
- prevent pressure sores
- achieve trunk stability
- achieve head control.

The electric tilt-in-space is also important when a side position angle must be achieved to ensure the user's head position is as upright as possible.

The electric tilt-in-space is also an important function in relation to eating and swallowing.

8.1 Remote control

The Kamille Comfort Wheelchair is awakened from "sleep" by pressing any button on the remote control.

The battery indicator can be found at the top of the remote control. The Kamille Comfort Wheelchair must be charged preferably before the battery flashes in the red field.

The Kamille Comfort Wheelchair will charge when the cable in the control box is connected to the mains. A full charge takes up to six hours. Charge the Kamille Comfort Wheelchair before first use.

Below the battery indicator on the remote control is the recline function (back adjustment). The arrow keys control the recline function from 96° to 131°.

The recline function is locked in for safety reasons. To use it, hold down "Recline up" and "Tilt down" for 10 seconds.

A beep will confirm that the function can be used. After 30 seconds of inactivity, the function locks again.

Under the recline function is the tilt function. The seat on the Kamille Comfort Wheelchair can be tilted from 0° to 45°.

Actuators

There are two actuators under the seat of Kamille Comfort Wheelchair. A seat actuator and a back actuator.

If the actuators "stop", the remote control must be RESET. Note whether both actuators are running during RESET.

⚠ Check that both actuators are still functioning after a RESET procedure.

⚠ Misuse of the RESET button may result in injury to the user or damage to the wheelchair because any faults will be overlooked.



The remote control shows the:

- Battery indicator
- Recline function
- Tilt function
- RESET function

The wheelchair is awakened from "sleep" by pressing any button on the remote control.

9. Cleaning and maintenance

Stretch covers (recommended additional purchase) for the Kamille Comfort Wheelchair can be washed at 60°C and tumble-dried.


The cushions can be wiped down with a damp cloth and mild soapy water.

If the frame becomes dirty, it can be wiped down with a damp cloth and mild soapy water.

It is recommended that the Kamille Comfort Wheelchair should be wiped down and vacuumed at least once a week and that the wheels should be checked for dirt.

Disinfection

The frame, cushions and push bar can also be disinfected with e.g., a Wet Wipe 70% or a chlorine product of 1,000-1,200 ppm.

 Always disinfect the Kamille Comfort Wheelchair before transferring it to a new user. This should be done to avoid cross-contamination.

All cushions should be changed when transferring to a new user.

Local cleaning and maintenance procedures must always be followed.

9.1 Maintenance

Regular checks

For Cobi Rehab to guarantee that the Kamille Comfort Wheelchair is safe to operate, we recommend that regular inspections are carried out in accordance with the Wear & Tear and maintenance overview, which can be found in the “Kamille - Service manual and user guide” on our website.

Cobi Rehab's liability will be limited if care and maintenance procedures are not followed or are performed incorrectly.

The wear & tear and maintenance overview does not include any information about the extent of the maintenance that the Kamille Comfort Wheelchair needs.

Defects

In case of defects listed in the wear & tear and maintenance overview, or other defects and functional limitations, contact Cobi Rehab immediately.

Repairs

Unless otherwise stated, the inspections and measures required in the wear & tear and maintenance overview should be performed by trained technicians.

For information about repairs, contact Cobi Rehab by emailing cobi@cobi.dk or calling +45 7025 2522.

In the event of any irregularities in the Kamille Comfort Wheelchair, all items in the wear & tear and maintenance overview should be reviewed.

The inspections must be carried out before each use and after a long-term storage period (> 4 months).

10. Transport and storage

When the Kamille Comfort Wheelchair is not in use, it should be stored in dry conditions at a temperature between 0° and 40°C.

The Kamille Comfort Wheelchair is suitable (while unoccupied) for transport on land. The Kamille Comfort Wheelchair cannot be folded because it has a rigid frame.

To avoid injury, especially back injuries, the carer/helper is advised against carrying the wheelchair, which weighs 47 kg.

The Kamille Comfort Wheelchair can withstand being lifted by the frame if it is to be transported unoccupied in a motorised vehicle.

Crash tested

The Kamille Comfort Wheelchair has been crash tested. This means that it can be used as a seat for the user in a motor vehicle.

Fasten the wheelchair in the motorized vehicle using the supplied Tie-Down brackets. The four brackets are marked with the Tie-Down symbol and have four points.

The seat of the comfort wheelchair must be lowered to at least 0° and the back to a maximum of 97° during driving to reduce the risk of injury to the user and the wheelchair.



Only use the Tie-Down bracket with approved attachment systems that comply with EU 214/2014.

10.1 Long-term storage

In the event of long-term storage (> 3 months). The Kamille Comfort Wheelchair should be stored at a temperature of between 0° and 30°C and a humidity level below 75%.

It is recommended that the battery should be 40–60% charged before storage.

When the Kamille Comfort Wheelchair is used again after long-term storage, it must be switched on and charged for a minimum of 30 minutes.

Keep an eye on the battery capacity because the battery will discharge over time.

11. Recycling and disposal

Comfort wheelchairs that are no longer in use should be disposed of in an environmentally sound manner.

If necessary, contact the local authority for further information on disposal.

Contact Cobi Rehab for more information about recycling lithium batteries and wheelchair parts.

12. Warranty

The warranty period for the Kamille Comfort Wheelchair is one year from the date of purchase and covers manufacturing faults or defects upon delivery. The invoice is your certificate of warranty.

The warranty **does not** apply to:

- products on which the serial number, batch number or similar have been removed or significantly defaced.
- products that have been repaired by unauthorised personnel.

The warranty **does not** cover:

- wear parts.

The warranty **does not** apply if Cobi Rehab assesses that the Kamille Comfort Wheelchair has been handled in an improper manner.

In the event of damage due to incorrect use, both servicing and any necessary replacement parts will be billed.

12.1 Unintended incidents

Any unintended incident that has occurred in connection with use of the Kamille Comfort Wheelchair must be reported to Cobi Rehab.

12.2 After the expected service life

After the expected service life, it is important that a general assessment of the product is carried out before continued use.

After the expected service life, Cobi Rehab cannot guarantee the suitability and safety of the product, as Cobi Rehab has no control over the product's use and wear.

A general assessment of the product must be carried out by qualified professionals, considering

the way in which the product has been used and the condition of the product and its components.

Cobi Rehab can carry out such an assessment at any time.

13. Specifications

Max. user weight	140 kg
Risk class	I
Basic UDI	5740000100024N8
Expected service life	Min. 7 years
Crash tested	Yes, crash tested according to ISO 7176-19
Seat depth	400–560 mm
Height from floor to front edge of the seat plate without seat cushion	470 mm
Height seat cushion	120 mm
Back angle	96–131°, continuously variable
Seat angle	0–45°, continuously variable
Backrest height	500–525 mm
Seat width	340–520 mm
Total width	640–830 mm
Weight of wheelchair	47 kg
Max. weight of heaviest component of wheelchair	4 kg
Max. slope uphill	6°
Solid drive wheels	12½", PU
Frame	Steel and aluminium
Cushion filling (back, foot)	Viscoelastic foam and polystyrene beads
Cushion filling (seat)	Viscoelastic foam, cold foam, and polystyrene beads
Cushion fabric	PU coated polyester
Push bar, adjustable	Yes
Turning radius (pivot)	1100–1300 mm
Folding	No
General requirements and test methods	ISO/EN 12182, 12183
Water resistant	IPX6
Push bar, footrest tubing, foot, and calf plate	Steel
Wheel forks	Aluminium
BA 22 Battery	Li-Ion 25.7V 2.9 Ah
Actuators/Control box/Remote control	LINAK LA23/LINAK/ LINAK HB30
Electric wheelchair, including components	DS/EN 12183: 2014, according to ISO 7176

14. Accessories

Accessories	Product no.
Joints for mounting of detachable swing-away legrest, R	0350-999-282
Joints for mounting of detachable swing-away legrest, L	0350-999-283
Headrest	0350-999-041
Extra joint for headrest	0350-999-043
Weighted flex arm support, R	0350-999-430
Weighted flex arm support, L	0350-999-431
Flex arm support without weight, R	0350-999-432
Flex arm support without weight, V	0350-999-433
Foot cushion combined, S	0350-999-455
Foot cushion combined, M	0350-999-456
Foot cushion combined, L	0350-999-457
Calf cushion combined, S	0350-999-445
Calf cushion combined, M	0350-999-446
Calf cushion combined, L	0350-999-447
Back extender side, S	0350-999-225
Back extender side, M	0350-999-226
Back extender side, L	0350-999-227
Body support, R	0350-999-485
Body support, L	0350-999-487
Body support, S R	0350-999-217H
Body support, S L	0350-999-217V
Weighted neck cushion	0350-999-475
Weighted calf cushion blanket	0350-999-477
Table	0100-999-001
Complete cushion set, Kamille Comfort Wheelchair, S	0350-999-402
Complete cushion set, Kamille Comfort Wheelchair, M	0350-999-404
Complete cushion set, Kamille Comfort Wheelchair, L	0350-999-406
Back cushion 1, S	0350-999-410
Back cushion 1, M	0350-999-411
Back cushion 1, L	0350-999-412
Back cushion 2, S	0350-999-415

Back cushion 2, M	0350-999-416
Back cushion 2, L	0350-999-417
Back cushion 3, S	0350-999-420
Back cushion 3, M	0350-999-421
Back cushion 3, L	0350-999-422
Back side cushion, R	0350-999-425
Back side cushion, L	0350-999-427
Skirt guard cushion, R	0350-999-435
Skirt guard cushion, L	0350-999-437
Calf cushion split, R	0350-999-440
Calf cushion split, L	0350-999-442
Foot cushion split, R	0350-999-450
Foot cushion split, L	0350-999-452
Footrest tube cushion, R	0350-999-460
Footrest tube cushion, L	0350-999-462
Seat cushion, S	0350-999-465
Seat cushion, M	0350-999-466
Seat cushion, L	0350-999-467
Headrest cushion	0350-999-471
Armrest cushion	0350-999-480
Headrest stretch cover	0350-999-551
Back stretch cover, S	0350-999-555
Back stretch cover, M	0350-999-556
Back stretch cover, L	0350-999-557
Seat cushion stretch cover, S	0350-999-560
Seat cushion stretch cover, M	0350-999-561
Seat cushion stretch cover, L	0350-999-562
Skirt guard stretch cover	0350-999-563
Legrest split stretch cover, R	0350-999-565R
Legrest split stretch cover, L	0350-999-565L
Flex arm support stretch cover, R	0350-999-575R
Flex arm support stretch cover, L	0350-999-575V

Armrest stretch cover	0350-999-570
Back black nylon cover, S	0350-999-580
Back black nylon cover, M	0350-999-581
Back black nylon cover, L	0350-999-582
Back extender black nylon cover, S	0359-999-585
Back extender black nylon cover, M	0359-999-586
Back extender black nylon cover, L	0359-999-587
Legrest black nylon cover, R	0350-999-590R
Legrest black nylon cover, L	0350-999-590L



COBI REHAB



**DEALER AND
MANUFACTURER**

Cobi Rehab
Fuglebækvej 1D
DK-2770 Kastrup
Denmark
+45 7025 2522
cobirehab.com