



COBI REHAB®
The Positioning Company

USER GUIDE

Kamille Comfort Wheelchair

A unique sensory-stimulating comfort wheelchair

The individual fit and extreme comfort help to increase activity level, function level and quality of life. Max. user weight 140 kg.



- Asymmetric adjustment of back system and seat system
- Exceptionally flexible armrest
- Electrically adjustable back and electric tilt in space as standard
- Swing away legrest as standard
- Swing away armrest as standard
- Specially developed removable, padded body supports (additional)
- Detachable swing away benstøtter (additional)



Cobi Rehab and Cobi Rehab's suppliers comply with the UN conventions on child labour and forced labour as well as ILO 029, C132 and C182.

Contents

1. Safety	3
2. Explanation of symbols	4
3. General	5
4. Use	5
5. Component overview	6
6. Cushion overview	7
7. Adaptation of Kamille Comfort Wheelchair	8
8. Electric tilt in space and back adjustment	14
9. Cleaning and maintenance	15
11. Recycling and disposal	16
10. Transport and storage	16
12. Warranty	17
13. Specifications	18
14. Accessories	19


1. Safety



WARNING

Kamille Comfort Wheelchair must not be used without thorough instruction from trained personnel or persons who have been instructed in the use of the wheelchair. Improper operation can result in personal injury.

Using Kamille Comfort Wheelchair for individuals over the maximum user weight of 140 kg increases the risk of damaging the wheelchair.

You must read the User Guide carefully before using Kamille Comfort Wheelchair. Pay special attention to the safety instructions marked with .

Cobi Rehab assumes no responsibility for any damage to the product or personal injury caused by incorrect installation, incorrect assembly, or incorrect use of Kamille Comfort Wheelchair.

Contact Cobi Rehab immediately if there are damaged parts or defects. Never use your own replacement spare parts.

Cobi Rehab cannot be held liable for faults or accidents that occur after repairs done without written permission from Cobi Rehab.



SAFETY INSTRUCTIONS

The symbol  in this User Guide indicates a safety instruction. Safety instructions must be followed carefully.

The care staff should assess whether the user should be restrained in Kamille Comfort Wheelchair for safety reasons during use.

Users who are unable to stand or walk must always be lifted in and out of Kamille Comfort Wheelchair.

Kamille Comfort Wheelchair has a max. user weight of 140 kg.

The stopping distance on slopes can be significantly greater than on level ground.

The surface temperature can increase if the wheelchair is exposed to external heat sources, e.g., sunlight.














It may be difficult for some particularly wide Kamille Comfort Wheelchairs to pass through ordinary doors and emergency exits.


Always use the helper control for users with impaired cognitive function.

Always make sure that Kamille Comfort Wheelchair is charged.

When purchasing accessories, these must be (retro)fitted by trained technical personnel or by Cobi Rehab's own service technicians.

2. Explanation of symbols

	Please note!
	Double insulated (Class II)
	Declaration of Conformity under the Medical Device Directive
IPX6	Water resistant
	6° max. ground slope
	Must be disposed of through correct waste management
	Cobi Rehab catalogue number
	Serial number
	Transit tie-down fixing point for passenger transport in a wheelchair by car
	Approved according to ISO 7176-19 for passenger transport by car
	Year of manufacture
	Manufacturer
	Max. user weight
	Consult the manual
<p>The CE label is located on the side of the frame.</p> <p>A copy of the CE label can be seen below.</p>	



3. General

This User Guide contains important information on Kamille Comfort Wheelchair's use and target group. The user guide also contains a range of specifications for Kamille Comfort Wheelchair.

An extended wear & tear and maintenance overview can be downloaded at our website

The latest version of this combined Service Manual and User Guide can be found on our website. Check that you are using the latest version.

If you need a version printed in a larger font size, it is available in PDF format at [cobirehab.com](https://www.cobirehab.com), where it can be scaled up to the desired font size.

Please contact Cobi Rehab on +45 7025 2522 or at cobi@cobi.dk for more information about Kamille Comfort Wheelchair.

Cobi Rehab reserves the right to change the product specifications without prior notice.

The wheelchair's UDI number can be found on the CE label, which is located on the side of the frame.

Product safety notices and product recalls can be viewed on the website at <https://www.cobirehab.com/kunde-hos-cobi/vigtig-produktinformation/>

4. Use

Kamille Comfort Wheelchair is for use indoors in care facilities and private homes. The wheelchair can also be used outdoors.

The width of Kamille Comfort Wheelchair generally allows it to pass through ordinary doorways.

It may be difficult for some particularly wide Kamille Comfort Wheelchairs to pass through ordinary doors and emergency exits.

Kamille Comfort Wheelchair is intended to provide mobility for users who are in a sitting position for prolonged hours. Max. user weight 140 kg.

The wheelchair is intended to be operated by a qualified healthcare professional, e.g., a therapist, nurse, or care worker.

Kamille Comfort Wheelchair can be used in environments with a temperature of -5°C to 40°C and humidity of 20–75%.

Contraindications

Users with impaired cognitive function must be monitored in connection with use of Kamille Comfort Wheelchair.

Before use

When the user is placed in the comfort wheelchair for the first time, a professional assessment should be made of whether the various cushions have the right amount of filling.

If the user requires more or less filling, the user should be moved out of the wheelchair, after which professionally trained personnel should add filling to, or remove it from, the cushions in question.

If additional support is required, a wedge system can be inserted. This assessment should be made by professionally trained personnel during the adaptation.

Recommendations

Cobi Rehab do not recommend smoking in the wheelchair, as embers and lit matches could lead to the wheelchair catching fire, potentially causing injury to the user.

We always recommend using the associated stretch covers (purchased separately), as these are flame retardant.

The Kamille Power with drive motor

Kamille Comfort Wheelchair is also available in a motorised version (the Kamille Power Comfort Wheelchair). The motor can be retrofitted in previously purchased wheelchairs.

5. Component overview



1. Headrest
2. Back system
3. Push bar
4. Handbrake
5. Armrest
6. Seat system
7. Skirt guard
8. Footrest
9. Anti-tip

The remote control shows the:

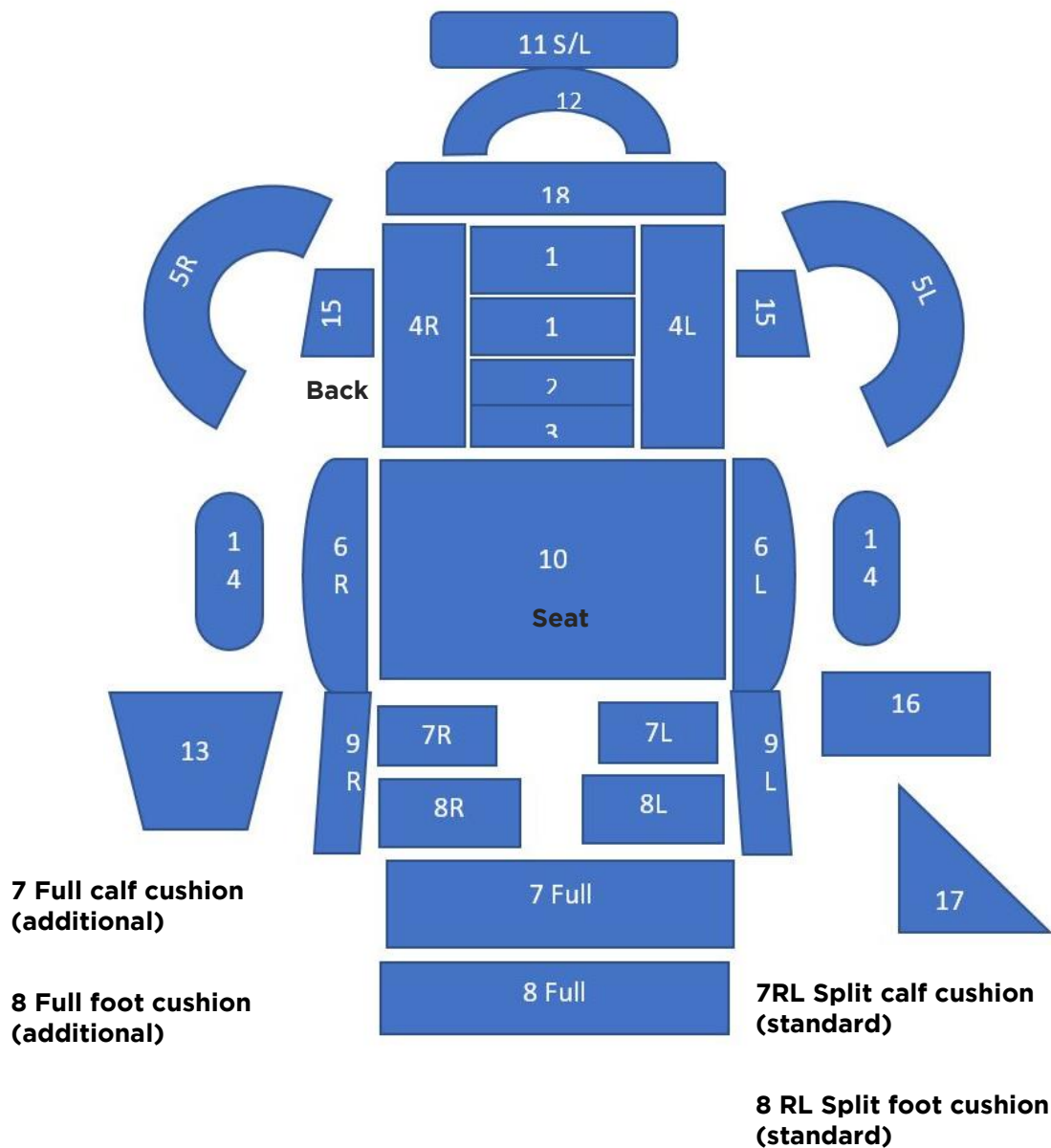
- Battery indicator
- Recline function
- Tilt function
- RESET function

The wheelchair is awakened from "sleep" by pressing any button on the remote control.



6. Cushion overview

- | | |
|---|---|
| 1 Back cushion | 9 Footrest tube cushion, RL |
| 2 Back cushion | 10 Seat cushion |
| 3 Back cushion | 11 Headrest |
| 4 Back cushion, RL | 12 Weighted neck cushion (additional) |
| 5 Weighted flexi arms, RL (additional) | 13 Weighted blanket (additional) |
| 6 Skirt guard cushion, RL | 14 Armrest cushion, RL |
| 7 Calf cushion, full (additional) | 15 Body support cushion, RL (additional) |
| 7 Calf cushion, split, RL | 16 Knee cushion (additional) ETA 2024. |
| 8 Foot cushion, full (additional) | 17 Seat cushion wedge (additional) |
| 8 Foot cushion, split, RL | 18 Back extension cushion (additional) |



7. Adaptation of Kamille Comfort Wheelchair

Kamille Comfort Wheelchair provides exceptional support because its design is so flexible that it can support contractures in both upper extremities and lower extremities without special adaptation.

The potential to adapt optimally to the individual helps to increase activity level, function level and quality of life.

Kamille Comfort Wheelchair seat can be tilted up to 45°, which aids in transfers and other manoeuvres. The back can be angled up to 35°.

Kamille Comfort Wheelchair can also be adapted to the user's hip, knee, and ankle joints.

Electrically adjustable back and electric tilt in space

Kamille Comfort Wheelchair comes with an electrically adjustable back and electric tilt in space as standard. The various electrical functions are continuously variable, which means the user will not experience any annoying lurches.

The electric function also allows adjustment of the hip angle and the angling of the seat back.

The electrically adjustable back function locks automatically.

Electric tilt in space and back adjustment ensures better working conditions for the helper, who can avoid using their own body weight when handling the wheelchair.

The electric functions are activated with a remote control that can be operated by either the user or the helper.

7.1 Seat system

The seating system can be adjusted for users with asymmetry issues. The seat system consists of two independent plates that can be positioned independently of each other via slots.

The two independent plates in the seat system ensure a precise adjustment that matches the user's individual anatomical needs.

This benefits users who are challenged by e.g., anisomelia (unequal leg lengths), difference in the amount of tissue on the UE or hip joint abduction. The potential to adjust asymmetrically also addresses challenges faced with windswept posture.

The position of the seat plates can be adjusted manually with ordinary tools. This is done by loosening two nuts on each side, after which the depth, width and angle can be adjusted.

 Remember to retighten the nuts after adjustment.

The cushion system on Kamille Comfort Wheelchair is located directly on top of the seat plates.

The seat cushion is split into sections, which allows filling to be added or removed for optimal comfort.

Skirt guards

Kamille Comfort Wheelchair is equipped with padded coat guards that follow the movements and angle of the seat plate. The padded skirt guards can also be "folded out" to the sides to facilitate transfers.

When using a positioning harness, the harness bracket (additional) can be fixed in the two slots located at the rear of the seat system.

There are an additional two slots in each skirt guard where the positioning harness can also be fitted.



Padded skirt guards

7.2 Back system

The back system

The back can be adjusted asymmetrically. This makes it easier to address anatomical challenges such as scoliosis, increased lateral flexion of the trunk or asymmetric tissue caused by e.g., being overweight, hernias or oedema.

Asymmetrical adjustment is possible thanks to the three aluminium plates that make up the back system. Two of the plates can be moved independently of each other, even though all three plates are connected.

The back system consists of the back base, which is mounted in six slots. The slots allow the back base to be adjusted in height.

The side plates, mounted in two slots, can be loosened using ordinary tools. When the two nuts are loosened, it is possible to adjust the width and angle of the back.

⚠ Remember to retighten the nuts after adjustment.

The recline function of the back system is designed to reduce the risk of shear of tissue when the back angle is altered. The height of the back can be increased by 80 mm (using a back extender) without compromising the settings of the back system.

The back extender (additional) consists of three plates mounted on the back system. The back extender can also be adjusted asymmetrically making it easier to address anatomical challenges.

The positioning harness is mounted using the harness bracket (additional) in the four slots (two at the top and two at the bottom of the back plates).



Asymmetrical adjusting makes it easier to address anatomical challenges.



The design of the back system reduces the risk of shear of tissue when altering the angle.

7.3 Padded body supports (additional)

Specially developed body supports placed in slots on the back system contribute to near-body trunk stability, regardless of whether the user has scoliosis or decreased/increased thoracic tone.

The body supports on the back system can be placed very close to the user so they cannot "fall out of" or "fall over" the body support.

Multiple body supports can be placed on each side for more complex needs.

The body supports on Kamille Comfort Wheelchair are padded with viscoelastic foam and polystyrene beads.



The padded body supports comes in different sizes and with or without hoods.

7.4 Legrests

Kamille Comfort Wheelchair is equipped with swing-away legrests as standard. Swing-away legrests support the user in "manual transfer" from the nursing bed to the wheelchair for a longer period of time.

The legrests can be height-adjusted and angle-adjusted above the knee and ankle joints. The legrests are padded with foam on the outside and a cushion (viscoelastic foam and polystyrene beads) on the inside. The padding on the outside is made of foam to reduce the risk of unwanted contact with the frame.

With the help of small inserts (additional), the footrests can go from two-part to unified for use in cases of e.g., severe adduction.

The swing-away function can also lock the legrests at a more open angle, which allows users with legs in abduction position to sit in a fully supported position.

Joints for mounting of detachable swing-away legrests is also available.



The legrests can be height-adjusted and angle-adjusted above the knee and ankle joints.



Different kind of swing away functions for the different needs of the users.

7.5 Armrests

The position of the armrest can be adjusted relatively easily using an Allen key.

The armrest can be angled inwards, downwards, and upwards or adjusted in height using thumb screws. This allows the armrest to be angled to accommodate increased muscle contraction or over-/underactivity in the muscles of the upper extremities.

The armrest padding contains the same type of filling as the other cushions on Kamille Comfort Wheelchair.

The padding increases the amount of sensory stimuli and minimises the risk of pressure sores.

The armrest can be angled to a natural resting position.

Swing-away armrests are standard on all models.

Weighted flex arm supports can be purchased to support the user's arms and help provide additional security, peace of mind and comfort.

⚠ Be aware that the user can fall out of the wheelchair if the armrest is not locked in position.



The bottom thumb screw allows the armrest to be removed.

The middle thumb screw adjusts the height. The top thumb screw angles the armrest forwards, backwards and out (swing-away).

7.6 Cushion system

Kamille Comfort Wheelchair is equipped with a complete and unique cushion system that ensures optimal pressure distribution and near-body positioning. The cushions are filled with a mix of polystyrene beads and foam, which together contribute to increased sensory stimuli. Each cushion has its own zipper.

The point of contact with the polystyrene beads results in a large number of "messages" being sent to the brain.

The processing of the "messages" leads to a "unifying" effect and the feeling of body delimitation and wellbeing of the user.

The cushions are modellable and can be continuously adjusted for the individual user. This provides high recycling value in line with sustainability requirements.

The cushions have been carefully designed to fit the body part that they support. The cushions have been kept in a neutral tone because experience shows that dark colours can seem "bottomless" for users with impaired visual-cognitive function.



The cushions are modellable and can be manually adjusted for the individual user.

7.7 Headrest

The arm of the headrest consists of replaceable strong ball joints. The ball joints help to ensure flexibility without the headrest shifting.

The ball joints can be adjusted with an Allen key.

There are two cushion elements mounted on the headrest; a soft foam base covered with neoprene and a soft cushion with three chambers filled with polystyrene beads and viscoelastic foam. The individual chambers can be adjusted as required.



The arm of the headrest consists of replaceable strong ball joints.



Left angled headrest.

7.8 Push bar

Kamille Comfort Wheelchair is equipped with a push bar for easy manoeuvring. The push bar is designed so it can be used in various positions.

The angle of the push bar can be adjusted using the two thumb screws located on the right and left sides of the push bar. Loosen these on each side, then position the push bar at the desired angle and retighten the thumb screws.

If the push bar needs to be angled further, this can be done using tools on the brackets.

The height of the push bar can be adjusted using the Italian levers located on the back. Loosen these and adjust the push bar to the desired height.

 Remember to retighten the levers after adjustment.

Brakes

The brake levers are mounted on the push bar. The levers are equipped with a lock that can be unlocked by holding the brake lever in while pressing the red release button.



The push bar is mounted on the brackets, where the thumb screws can be found on the sides.



The brake levers are mounted on the push bar.

7.9 Wheel type

Kamille Comfort Wheelchair is equipped with 12 ½" solid wheels in grey nylon rubber as standard, which will not leave marks on the floor.

The solid wheels are equipped with a drum brake that is operated by the brake levers located on the push bar.

24" drive wheels are also available. This may require adjustments to the frame. Drive wheels may be chosen if the user can manoeuvre or propel the wheelchair forward.

The drive wheels are equipped with drum brakes, which are also operated by the brake levers located on the push bar.

Kamille Comfort Wheelchair is also available in an electric propulsion version. Alternatively, a motor can be retrofitted to a previously purchased Kamille Comfort Wheelchair.

The Power version has the motor built into the 12 ½" wheels. The total width is therefore greater.

For more information about the Kamille Power Comfort Chair, contact Cobi Rehab by calling +45 7025 2522 or emailing cobi@cobi.dk.




Solid wheels 12 ½" (left) or 24" (right) in grey nylon rubber that will not leave marks on the floor.

7.10 Anti-tips

Kamille Comfort Wheelchair is equipped with anti-tips. Each of the two anti-tips can be adjusted to suit the terrain by pulling out the disc and subsequently placing the "pin" at the desired height.

The anti-tips are equipped with castors to prevent damage to the floor. The castors make it easier to straighten the wheelchair.

The anti-tips may only be removed when transporting the wheelchair unoccupied.

 Removing the anti-tips may result in the wheelchair tipping.



Fitted anti-tip that can be adjusted to suit the terrain.


7.11 Charger

The control box is fitted under the seat. The charging cable hanging from the control box is connected to an electrical outlet.

 Kamille Comfort Wheelchair must not be charged if the connector is wet.

The wheelchair's on-board electronics cannot disrupt the operation of devices in the surroundings that emit electromagnetic fields, e.g., alarm systems in shops, automatic doors, etc.

The electronics are IPX6-rated. This means that Kamille Comfort Wheelchair and its components can withstand washing with water.

 Kamille Comfort Wheelchair is not equipped with an emergency stop device because the wheelchair is not able to run automatically.

7.12 Accessories and re-adjustment

Kamille Comfort Wheelchair can be upgraded with a table, stretch covers and various types of weighted cushions, headrests, flex arm supports and legrests. All accessories can be adjusted for the individual user.

Re-adjustment

Kamille Comfort Wheelchair can be reused because the large selection of accessories makes it easy to re-adjust the wheelchair.

Re-adjustments should always be carried out in collaboration with trained therapist consultants.

Retrofitting a motor

Kamille Comfort Wheelchair can be retrofitted with a motor for propulsion. This version has a joystick, which can be operated by either the user or the helper.

Contact Cobi Rehab on +45 7025 2522 to find out more about re-adjustments and the motor.

For an overview of accessories, see page 19.

8. Electric tilt in space and back adjustment

Kamille Comfort Wheelchair comes with an electrically adjustable back (recliner) and electric tilt in space as standard. This provides continuously variable, calm, and comfortable adjustment of the seat unit, which can be performed while the user sits in the wheelchair.

The electrically adjustable back must be adjusted by a therapist-trained healthcare professional who, based on a sitting position analysis, assesses what the hip angle should be for the individual user.

This decision should be made the first time the user is placed in the wheelchair when adjustment of the comfort wheelchair begins. After adjustment, the electrically adjustable back should be locked.

8.1 Remote control

Kamille Comfort Wheelchair is awakened from "sleep" by pressing any button on the remote control.

The battery indicator can be found at the top of the remote control. Kamille Comfort Wheelchair must be charged when the battery flashes in the red field.

Kamille Comfort Wheelchair will charge when the cable in the control box is connected to the mains. A full charge takes up to six hours. Charge Kamille Comfort Wheelchair before first use.

Below the battery indicator on the remote control is the recline function (back adjustment). The arrow keys control the recline function from 96° to 131°.

The recline function is locked in for safety reasons. To use it, hold down "Recline up" and "Tilt down" for 10 seconds.

A beep will confirm that the function can be used. After 30 seconds of inactivity, the function locks again.

Under the recline function is the tilt function. The seat on Kamille Comfort Wheelchair can be tilted from 0° to 45°.

Actuators

There are two actuators under the seat of Kamille Comfort Wheelchair. A seat actuator and a back actuator.

The anti-shear recline function on Kamille Comfort Wheelchair is unique. The electrically adjustable back is designed to minimise the risk of shear, as the axis of rotation is located based on the starting position of the pelvis.

The electric tilt in space is activated when the seat/back unit needs to be angled. This feature is important for users who need to vary sitting positions during the day in order to:

- avoid pain
- prevent pressure sores
- achieve trunk stability
- achieve head control.

The electric tilt in space is also important when a side position angle must be achieved in order to ensure the user's head position is as upright as possible.

The electric tilt in space is also an important function in relation to eating and swallowing.

If the actuators "stop", the remote control must be RESET. Note whether both actuators are running during RESET.

⚠ Check that both actuators are still functioning after a RESET procedure.

⚠ Misuse of the RESET button may result in injury to the user or damage to the wheelchair because any faults will be overlooked.



The remote control shows the:

- Battery indicator
- Recline function
- Tilt function
- RESET function

The wheelchair is awakened from "sleep" by pressing any button on the remote control.

9. Cleaning and maintenance

Stretch covers (recommended additional purchase) for Kamille Comfort Wheelchair can be washed at 60°C and tumble-dried.

The cushions can be wiped down with a damp cloth and mild soapy water.

All cushions can be changed when transferring to a new user.

Kamille Comfort Wheelchair can be used indoors and outdoors.


If the frame becomes dirty, it can be wiped down with a damp cloth and mild soapy water.

It is recommended that Kamille Comfort Wheelchair should be wiped down and vacuumed

at least once a week and that the wheels should be checked for dirt.

Disinfection

The frame, cushions and push bar can also be disinfected with e.g., a Wet Wipe 70% or a chlorine product of 1,000-1,200 ppm.

 Always disinfect Kamille Comfort Wheelchair before transferring it to a new user. This should be done to avoid cross-contamination.

Local cleaning and maintenance procedures must always be followed.

9.1 Maintenance

Regular checks

In order for Cobi Rehab to guarantee that Kamille Comfort Wheelchair is safe to operate, we recommend that regular inspections are carried out in accordance with the wear & tear and maintenance overview on page 22.

Cobi Rehab's liability will be limited if care and maintenance procedures are not followed or are performed incorrectly.

The wear & tear and maintenance overview does not include any information about the extent of the maintenance that Kamille Comfort Wheelchair actually needs.

Defects

In case of defects listed in the wear & tear and maintenance overview, or other defects and functional limitations, contact Cobi Rehab immediately.

Repairs

Unless otherwise stated, the inspections and measures required in the wear & tear and maintenance overview should be performed by trained technicians.

For information about repairs, contact Cobi Rehab by emailing cobi@cobi.dk or calling +45 7025 2522.

In the event of any irregularities in Kamille Comfort Wheelchair, all items in the wear & tear and maintenance overview should be reviewed.

The inspections must be carried out before each use and after a long-term storage period (> 4 months).

10. Transport and storage

When Kamille Comfort Wheelchair is not in use, it should be stored in dry conditions at a temperature between 0° and 40°C.

Kamille Comfort Wheelchair is suitable (while unoccupied) for transport on land. Kamille Comfort Wheelchair cannot be folded because it has a rigid frame.

To avoid injury, especially back injuries, the carer/helper is advised against carrying the wheelchair, which weighs 47 kg.

Kamille Comfort Wheelchair can withstand being lifted up by the frame if it is to be transported unoccupied in a motorised vehicle.

Crash tested

Kamille Comfort Wheelchair has been crash-tested. This means that it can be used as a seat for a bariatric user in a motor vehicle.

Fasten the wheelchair in the motorised vehicle using the supplied Tie-Down brackets. The four brackets are marked with the Tie-Down symbol and have four points.

Lower the seat of the wheelchair to its lowest position to reduce the risk of damage.



Only use the Tie-Down bracket with approved attachment systems that comply with EU 214/2014.

10.1 Long-term storage

In the event of long-term storage (> 3 months). Kamille Comfort Wheelchair should be stored at a temperature of between 0° and 30°C and a humidity level below 75%.

It is recommended that the battery should be 40–60% charged before storage.

When Kamille Comfort Wheelchair is used again after long-term storage, it must be switched on and charged for a minimum of 30 minutes.

Keep an eye on the battery capacity because the battery will discharge over time.

11. Recycling and disposal

Comfort wheelchairs that are no longer in use should be disposed of in an environmentally sound manner.

If necessary, contact the local authority for further information on disposal.

Contact Cobi Rehab for more information about recycling lithium batteries and wheelchair parts.

12. Warranty

The warranty period for Kamille Comfort Wheelchair is **one year from the date of purchase** and covers manufacturing faults or defects upon delivery. The invoice is your certificate of warranty.

The warranty period for Kamille Comfort Wheelchair is one year from the date of purchase and covers manufacturing faults or defects upon delivery. The invoice is your certificate of warranty.

The warranty does not apply to:
products on which the serial number, batch number or similar have been removed or significantly defaced.

products that have been repaired by unauthorised personnel.

The warranty does not cover:
- wear parts.

The warranty does not apply if Cobi Rehab assesses that Kamille Comfort Wheelchair has been handled in an improper manner.

In the event of damage due to incorrect use, both servicing and any necessary replacement parts will be billed.

12.1 Unintended incidents

Any accident that has occurred in connection with use of Kamille Comfort Wheelchair must be reported to Cobi Rehab.

12.2 After the expected service life

After the expected service life, it is important that a general assessment of the product is carried out before continued use.

After the expected service life, Cobi Rehab cannot guarantee the suitability and safety of the product, as Cobi Rehab has no control over the product's use and wear.

A general assessment of the product must be carried out by qualified professionals, considering

the way in which the product has been used and the condition of the product and its components.

Cobi Rehab is able to carry out such an assessment at any time.

13. Specifications

Max. user weight	140 kg
Risk class	I
Basic UDI	5740000100024N8
Expected service life	Min. 7 years
Crash-tested	Yes, to ISO 7176-19
Seat depth	400–560 mm
Back angle	96–131°, continuously variable
Seat angle	0–45°, continuously variable
Backrest height	500–525 mm
Seat width	340–520 mm
Total width	640–830 mm
Weight of wheelchair	47 kg
Max. weight of heaviest component of wheelchair	4 kg
Max. slope uphill	6°
Solid drive wheels	12 ½", PU
Frame	Steel and aluminium
Cushion filling (back, foot)	Viscoelastic foam and polystyrene beads
Cushion filling (seat)	Viscoelastic foam, polyester fibres and reusable and breathable TPE
Cushion fabric	PU coated polyester
Push bar, adjustable	Yes
Turning radius (pivot)	1100–1300 mm
Folding	No
General requirements and test methods	ISO/EN 12182, 12183
Water resistant	IPX6
Push bar, footrest tubing, foot and calf plate	Steel
Wheel forks	Aluminium
Battery	Li-Ion 24V 2.6 Ah
Two actuators	LINAK LA23
Control box	LINAK CA40
Remote control	LINAK HB30
Electric wheelchair, including components	DS/EN 12183: 2014, according to ISO 7176

14. Accessories

Accessories	Product no.
Joints for mounting of detachable swing-away legrest, R	0350-999-282
Joints for mounting of detachable swing-away legrest, L	0350-999-283
Headrest, S	0350-999-040
Headrest, M	0350-999-041
Headrest, L	0350-999-042
Weighted flex arm support, R	0350-999-430
Weighted flex arm support, L	0350-999-431
Flex arm support without weight, R	0350-999-432
Flex arm support without weight, V	0350-999-433
Foot cushion combined, S	0350-999-455
Foot cushion combined, M	0350-999-456
Foot cushion combined, L	0350-999-457
Calf cushion combined, S	0350-999-445
Calf cushion combined, M	0350-999-446
Calf cushion combined, L	0350-999-447
Back extender plate	0350-999-218
Back extender middle base	0350-999-220
Back extender side, S	0350-999-225
Back extender side, M	0350-999-226
Back extender side, L	0350-999-227
Back extender cushion	0350-999-495
Anatomic SITT Anti-rotation Belt, S	0350-999-600
Anatomic SITT Anti-rotation Belt, M	0350-999-605
Anatomic SITT Support, Sternum Support Soft Pro, M	0350-999-608
Anatomic SITT Soft Pro, Sternum Support, M, cm + 6 cm	0350-999-610
Anatomic SITT Support, Sternum Support Soft Pro, L	0350-999-612
Anatomic SITT Support, Thorax Harness Pro, S (width 25 cm)	0350-999-615
Anatomic SITT Support, Thorax Harness Pro, M (width 33 cm)	0350-999-617
Anatomic SITT Support, Thorax Harness Pro, L (width 40 cm)	0350-999-619
Body support, R	0350-999-485
Body support, L	0350-999-487

Weighted neck cushion	0350-999-475
Weighted calf cushion blanket	0350-999-477
Knee cushion	0350-999-490
Table	Contact Cobi Rehab
Complete cushion set, Kamille Comfort Wheelchair, S	0350-999-402
Complete cushion set, Kamille Comfort Wheelchair, M	0350-999-404
Complete cushion set, Kamille Comfort Wheelchair, L	0350-999-406
Back cushion 1, S	0350-999-410
Back cushion 1, M	0350-999-411
Back cushion 1, L	0350-999-412
Back cushion 2, S	0350-999-415
Back cushion 2, M	0350-999-416
Back cushion 2, L	0350-999-417
Back cushion 3, S	0350-999-420
Back cushion 3, M	0350-999-421
Back cushion 3, L	0350-999-422
Back side cushion, R	0350-999-425
Back side cushion, L	0350-999-427
Skirt guard cushion, R	0350-999-435
Skirt guard cushion, L	0350-999-437
Calf cushion split, R	0350-999-440
Calf cushion split, L	0350-999-442
Foot cushion split, R	0350-999-450
Foot cushion split, L	0350-999-452
Footrest tube cushion, R	0350-999-460
Footrest tube cushion, L	0350-999-462
Seat cushion, S	0350-999-465
Seat cushion, M	0350-999-466
Seat cushion, L	0350-999-467
Wedge seat cushion	0350-999-470
Headrest cushion, S	0350-999-492
Headrest cushion, M	0350-999-471

Headrest cushion, L	0350-999-472
Armrest cushion, R	0350-999-480
Armrest cushion, L	0350-999-482
Headrest stretch cover, S	0350-999-550
Headrest stretch cover, M	0350-999-551
Headrest stretch cover, L	0350-999-552
Back stretch cover, M	0350-999-555
Back stretch cover, L	0350-999-556
Seat cushion stretch cover, S	0350-999-560
Seat cushion stretch cover, M	0350-999-561
Seat cushion stretch cover, L	0350-999-562
Skirt guard stretch cover, R	0350-999-563R
Skirt guard stretch cover, L	0350-999-563RL
Legrest split stretch cover, R	0350-999-565R
Legrest split stretch cover, L	0350-999-565L
Calf and foot cushion combined stretch cover, S	0350-999-567
Calf and foot cushion combined stretch cover, M	0350-999-568
Calf and foot cushion combined stretch cover, L	0350-999-569
Legrest combined stretch cover, S	Contact Cobi Rehab
Legrest combined stretch cover, M	Contact Cobi Rehab
Legrest combined stretch cover, L	Contact Cobi Rehab
Flex arm support stretch cover, R	0350-999-575R
Flex arm support stretch cover, L	0350-999-575V
Armrest stretch cover	0350-999-570
Back black nylon cover, S	0350-999-580
Back black nylon cover, M	0350-999-581
Back black nylon cover, L	0350-999-582
Back extender black nylon cover, S	0359-999-585
Back extender black nylon cover, M	0359-999-586
Back extender black nylon cover, L	0359-999-587
Legrest black nylon cover, R	0350-999-590R



COBI REHAB[®]

The Positioning Company



**DEALER AND
MANUFACTURER**

Cobi Rehab
Fuglebækvej 1D
DK-2770 Kastrup
Denmark
+45 7025 2522
cobirehab.com