



USER MANUAL

Lasal Flotation Cushions

Contributes to good experiences in the water - for everyone involved

Lasal Flotation Cushions are used for positioning in the pool during training and water therapy. The Flotation Cushions are developed especially for disabled children and adults but can also be used by people in need of extra support in the water.

Lasal Flotation Cushions can be used in pools with chlorinated water.



- Gives great float support.
- Ensures stability and security, which provides increased mobility and more opportunities for training.
- Contributes to positive experiences in the pool.
- Helps therapist performing relevant and beneficial exercises with the user.
- Many different sizes and shapes of cushions for children and adults.



Table of content

1. Safety	3
2. Symbols	4
3. General	5
4. Use	5
5. About Lasal Flotation Cushions	6
6. Lasal Flotation Cushions - ordering	7
7. How to use Lasal Flotation Cushions	8
8. Cleaning and disinfection.....	9
9. Storage.....	9
10. Recycling and disposal.....	10
11. Warranty	10
12. Specifications.....	11

1. Safety



WARNING

Lasal Flotation Cushions must not be used without thorough instruction from trained personnel or by persons who have been instructed in the use of Lasal Flotation Cushions. In case of improper use, the user may suffer injury.

The user manual must be read carefully before using Lasal Flotation Cushion. Pay special attention to Safety Instructions marked with .


Cobi Rehab assumes no responsibility for any damage to the product or personal injury caused by improper use of Lasal Flotation Cushions.

Contact Cobi Rehab immediately if the Flotation Cushions are damaged or defective. Never use your own spare parts.

Cobi Rehab cannot be held responsible for damage or inappropriate situations that occur after repairs, made without written permission of Cobi Rehab.



SAFETY INSTRUCTIONS

The symbol  in this user guide indicates a safety guide. Safety instructions must be followed carefully.

Lasal Flotation Cushions can withstand use in pools in chlorinated water. But must not, despite their buoyancy, be considered as life jackets or other rescue equipment.

Several of the flotation cushions cannot be fastened around the user's body and are therefore only intended to be used as support. It is the responsibility of the staff to assess the user's cognitive and physical abilities to stay afloat in the water.

Lasal Flotation Cushions must not be exposed to strong chemicals but can be hand washed with soap and water or sprayed with a disinfectant. The pH of the disinfectant used should not exceed 11.4.

Lasal Flotation Cushions can be machine washed at 60°C in a fine mesh laundry bag. Due to its size and weight, Flotation Cushions must be washed in a washing machine large enough to handle the size of the cushions.






Drying in a drying cabinet must not exceed 60°C. Temperatures above 70°C destroy the filling as the polystyrene beads melt above 71°C.

Avoid sharp edges, rough surfaces, and sharp objects against the cushions. Never use defect Lasal Flotation Cushions.

Lasal Flotation Cushions must not be exposed to high temperatures, prolonged and intense sunlight, cold or other radiation. It can affect the surface temperature and durability of the Flotation Cushions.

Contact Cobi Rehab for all types of service and repair of Lasal Flotation Cushions.

2. Symbols

	Caution!
	Declaration of conformity, Medical Device Regulation, EU 2017/745
	Batch number
	Manufacturer
	Consult the manual
<p>CE Label is attached to each flotation cushion.</p> <p>See an example of an CE label below.</p>	



LASAL

Flydepude/Floating cushion/flytkudde
/Schwimmkissen

Cover: 100% Polyester

Filling: 100% EPS beads



Must not be used without supervision/
Må ikke/inte anvendes uden opsyn/utan tillsyn/
Nur unter Aufsicht zu verwenden

Article no. 3002-9111-000

**Bananashaped floating cushion
/Bananflytkudde
/Bananformet flydepude
Medium**



This is not a lifejacket/Dette er ikke
/inte redningsudstyr/räddningsutrustning
/Nicht als rettungsweste zu verwenden

Hand wash or delicate wash
in wash bag



Only Drip dry / Dryptørring



Always read manual
before use / Läs bruksanvis-
ningen innan användning/brug

CE Medical
Device



COBI REHAB
Fuglebaekvej 1D, DK-2770
DENMARK
www.COBIREHAB.com



Contact:
DENMARK: +45 70 2525 22
SWEDEN: +46 8-7029774



3. General

This user guide provides important information about the target group and the use of Lasal Flotation cushions. The user guide also contains a specification list.

The latest version of this user guide can be found on our website. Check if your version is the latest.

If you need a user guide written in a larger font size, the user guide is available in PDF format at cobirehab.com, which can be scaled up to the font size.

You can always contact Cobi Rehab on +45 7025 2522 or cobi@cobi.dk if you want more information about Lasal Flotation Cushions.


Cobi Rehab reserves the right to change the product specifications without prior notice.


Product safety notices and product recalls can be viewed on the website.


4. Use

Lasal Flotation Cushions are developed for disabled children and adults but can also be used by people in need of extra support in the water.


The flotation cushions are used for positioning in the pool during training as well as various forms of water therapy. The cushions contribute to more training options and ensure a comfortable water experience for the user.

 Lasal Flotation Cushions, despite their buoyancy, must not be considered as life jackets or other rescue equipment.

 Several of the flotation cushions cannot be fastened around the user's body and are therefore only intended for support in the water. It is the responsibility of the staff to assess the user's cognitive and physical abilities to stay afloat in the water.

 If the flotation cushions are left wet on the floor, in boxes etc., mold formation can occur. Rinse them with unchlorinated water and hang them to dry.

Recycling

 Please note that Lasal Flotation Cushions must be cleaned/disinfected before used by a new user. This is done to avoid cross-contamination.

Read more under **Cleaning and disinfection**.

Contraindications

There are no contraindications associated with the use of Lasal Flotation Cushions.

5. About Lasal Flotation Cushions

The flotation cushions are made in several models and sizes for both children and adults. The different models can be used individually or combined according to each user's needs.

Which cushions and how many to use depends on the activity, the user's abilities and whether other props or aids are used in the water.

The flotation cushions have great buoyancy. When the cushions are filled with water, they ensure stability and support, which means a safe and comfortable experience for the user in the water.

The flotation cushions can be placed around the user before the user is immersed in the water.

The flotation cushions have a blue and a black side. It is recommended that the black side must be turned towards the user's body.



Banana-shaped Flotation Cushions have a great floating effect. Here located below the neck and under the arms.

The Lasal Flotation Cushions are available in the following models

- Collar Float: 4 sizes
- Neck Floating Collar: 2 sizes
- Banana shaped Floating Cushion: 3 sizes
- U-shaped Neck Floating Cushion: 1 size
- T-shaped Floating Cushion: 2 sizes
- Flower Float: 2 sizes
- Floating Stabilizer: 2 sizes



6. Lasal Flotation Cushions - ordering

Sizes specified in length x width x neck hole



T-shaped Flotation Cushion, S
Size: 63x39 cm
Item no: 3002-9027-000

T-shaped Flotation Cushion, L
Size: 81x54 cm
Item no: 3002-9017-000



Banana-shaped Flotation Cushion, S
Size: 90x38 cm
Item no: 3002-9811-000

Banana-shaped Flotation Cushion, M
Size: 98x38-33 cm
Item no: 3002-9111-000



U-Cushion
Size: 55x19 cm
Item no: 3002-9911-000

Banana-shaped Flotation Cushion, L
Size: 125x30-37 cm
Item no: 3002-9101-000



Neck Collar, S
Size: 41x41x26 cm
Item no: 3002-9321-000

Neck Collar, L
Size: 51x51x27 cm
Item no: 3002-9311-000



Collar float, XS
Size: 50x34x23 cm
Item no: 3002-9421-000

Collar float, S
Size: 59x39x25 cm
Item no: 3002-9415-000

Collar float, M
Size: 63x42x30 cm
Item no: 3002-9411-000

Collar float, L
Size: 68x46x35 cm
Item no: 3002-9401-000



Bathing Flower, S
Size: 68x20 cm
Item no: 3002-9600-000

Bathing Flower, L
Size: 77x28 cm
Item no: 3002-9610-000



Float Stabilizer, S
Size: 60-37x18-25 cm
Item no: 3002-9620-000

Float Stabilizer, L
Size: 93-55x24-29 cm
Item no: 3002-9630-000

7. How to use Lasal Flotation Cushions



Collar Floats

Standing upright

Place the collar around the user's neck. Close the front along the length of the chest. Tighten the strap around the collar under the user's neck.

Lying on the back

Tighten the long belt around the user's body. It helps the body up in a floating position.



Stabilizer

With the stabilizer, the user actively moves around in the water in a back or abdominal supine position.

The user is placed sitting, lying, or standing between the cushions.

Can be used for balance training. Available in two sizes.



Neck Collar

Equipped with velcro so the collar can be placed close to the head / neck.

For light support during swimming training or in combination with other cushions.



Flower Floats

Equipped with velcro so the flower can be placed close to the user.

For light support during swimming training or in combination with other cushions.



T-Shaped Cushions

For floating support of the lower extremities.

For users with a certain stability in the water, the cushions can also be used as a buoyancy aid in the supine position. The cushion can be placed under the armpits with the T pointing up towards the face.



U-Cushion

Used under the neck in a supine position, under the abdomen or upper arms when breast stroking.

Also used as an extra float effect for arms or legs.



Banana shaped Cushions

Available in several sizes, all with great buoyancy. Typically placed under the armpit and body and used for back, abdominal and standing exercises.

This cushion is not designed for fastening around the body.

8. Cleaning and disinfection

Rinse the outside of the Lasal Flotation Cushion clean of chlorine after use with plenty of clean, non-chlorinated water.

Hang the flotation cushion for drying. The blue net side is turned down so the water can drip of the cushion. The drying time of the cushion is long.

The flotation cushions can be hand washed with soap and water or sprayed with a disinfectant. Please note that the pH of the disinfectant used should not exceed 11.4.


Cobi Hygiene Cushions can be washed in a washing machine at max. 60°C.

Due to its size and weight, Cobi Hygiene Cushions must be washed in a washing machine large enough to handle the size of the cushions.

Make sure to use a laundry bag with one cushion in each bag. The laundry bag must have fine mesh to protect the washing machine from the cushion filling.


If the filling comes out of the cushion, the washing machine can be damaged.

Use ordinary detergent, but no fabric softener!

 Flotation Cushions must not be tumble dried, but can dry in a drying cabinet at max. 60°C. When tumble drying use an intact laundry bag.

The laundry bag must have fine mesh to protect the tumble drier from the cushion filling.

If the filling comes out of the cushion, the tumble drier can be damaged.

 Temperatures above 70°C destroy the filling as the polystyrene beads melt above 71°C.

9. Storage

Lasal Flotation Cushions must not be stored in direct sunlight or exposed to strong moisture or odor.

9.1 Long term storage

For long term storage (over three months), Lasal Flotation Cushions should be stored in the dark and not exposed to strong odors or moisture.

The Flotation Cushions should be stored in plus temperatures between 0° and 40°C.

 Make sure that Lasal Flotation Cushions are completely dry before putting them away for storage.

10. Recycling and disposal

Lasal Flotation Cushion that are no longer in use are disposed of in an environment friendly manner.

Contact Cobi Rehab or relevant authorities for further information on disposal.

11. Warranty

Cobi Rehab guarantees that Lasal Flotation Cushions from Cobi Rehab are flawless when delivered.

Should, contrary to expectations, there be defects or damage to the cushions upon receipt, contact Cobi Rehab immediately.

The warranty period for Lasal Flotation Cushion is one year from the date of purchase and covers production defects or defects on delivery. The invoice is valid as proof of warranty.

The guarantee does not apply to:

-products where the serial number, batch number etc. has been removed or significantly damaged.

- products that have repaired by unauthorized personnel.

The guarantee does not cover:

-wear parts.

The guarantee does not apply if Cobi Rehab assesses that Lasal Flotation Cushions have not been used as intended.

In case of damage due to incorrect use, both service and used spare parts will be invoiced.

Warranties do not restrict the statutory warranty rights, the use of which is free of charge.

11.1 Unintended event

Report any incidents related to the use of Lasal Flotation Cushions to Cobi Rehab

11.2 After expected service life

After the expected service life, it is important that an overall assessment of the product is made before continued use.

After the expected service life, Cobi Rehab cannot guarantee the suitability and safety of the product, as Cobi Rehab has no control over how the product is used and wear and tear.

The overall assessment of the product must be carried out by qualified professionals, and as a minimum, consideration must be given to how the product has been used, the condition of the product and its components.

Cobi Rehab can always make such an assessment.

12. Specifications

Filling	Fire-retardant EPS beads (expanded polystyrene)
Cover- black side	100% polyester, not flame retardant
Cover- blue side	100% polyester, not flame retardant
Cleaning	
<p>After use, rinse the cushion clean for chlorine with non-chlorine-containing water. Hang them up and let them drip off.</p> <p>The cushions can be hand washed with soap and water or sprayed with a disinfectant.</p> <p>Note that the pH of the applied disinfectant should not be higher than 11.4.</p> <p>Flotation Cushions can be machine washed at 60°C. Due to its size and weight, Flotation Cushions must be washed in a washing machine large enough to handle the size of the cushions.</p> <p>Make sure to use a laundry bag with one cushion in each bag. The laundry bag must have fine mesh in order to protect the washing machine from the cushion filling. If the filling comes out of the cushion, the washing machine can be damaged.</p> <p>Use ordinary detergent, but no fabric softener!</p> <p>Drying in a drying cabinet must not exceed 60°C. Temperatures above 70°C destroy the filling as the polystyrene beads melt above 71°C.</p>	
Storage	Do not expose the cushions to high temperatures, prolonged and intense sunlight, or other radiation.
ISO classification	09 33 39 01
Expected lifetime	2 years
UDI-DI	5740000100014N5
General requirements and test methods	EN 12182
Risk assessment	EN/ISO 14971: 2019
<p>The surface temperature can rise when the Cobi Flotation Cushions are exposed to external heat sources e.g., sunlight.</p>	

Please contact Cobi Rehab for questions

cobi@cobi.dk or **+45 7025 2522**.



COBI REHAB[®]
The Positioning Company



MANUFACTURER

Cobi Rehab
Fuglebækvej 1D
DK-2770 Kastrup
Denmark
+45 7025 2522
cobirehab.com