



USER MANUAL

Cobi Hygiene Cushions

Positioning cushions for use in bathing and hygiene situations.

Cobi Hygiene Cushions are developed to ensure comfort, support and safety in bathing and hygiene situations. Users can be generally debilitated, with severe malposition, underweight users, or patients in need of extra support.

Hygiene Cushions are used on shower beds and in shower and toilet chairs and commodes.



- 8 different cushions for adults.
- Increase user mobility and self-help.
- Many positioning possibilities in each individual cushion.
- Comfort, stability and safety for user and staff.
- Dignity in hygiene situations.



Table of content

1. Safety	3
2. Symbols	4
3. General	5
4. Use	5
5. About Cobi Hygiene Cushions	6
6. Cobi Hygiene Cushions - overview	7
7. How to use Cobi Hygiene Cushions.....	8
8. Cleaning and disinfection.....	9
9. Storage.....	9
10. Recycling and disposal.....	10
11. Warranty	10
12. Specifications.....	11

1. Safety



WARNING

Cobi Hygiene Cushions must not be used without thorough instruction from trained personnel or by persons who have been instructed in the use of Cobi Hygiene Cushions. In case of improper use, the user may suffer injury.

The user manual must be read carefully before using Cobi Hygiene Cushion. Pay special attention to Safety Instructions marked with .


Cobi Rehab assumes no responsibility for any damage to the product or personal injury caused by improper use of Cobi Hygiene Cushions.

Contact Cobi Rehab immediately if the Hygiene Cushions are damaged or defective. Never use your own spare parts.

Cobi Rehab cannot be held responsible for damage or inappropriate situations that occur after repairs, made without written permission of Cobi Rehab.



SAFETY INSTRUCTIONS

The symbol  in this user guide indicates a safety guide. Safety instructions must be followed carefully.

Cobi Hygiene Cushions are intended for indoor use in bathing situations. Bathing situations are understood as showering / bathing in a bathroom on, for example, a bathing area or in a shower / toilet chair/ commode.

Avoid sharp edges, rough surfaces, and sharp objects against the cushions.






Never use defect Cobi Hygiene Cushions.

Due to its size and weight, Cobi Hygiene Cushions (especially the Banana Hygiene Cushion M and L) must always be washed in a washing machine large enough to handle cushions of this size. Always use a fine mesh laundry bag when washing the Cobi Hygiene Cushions.

Cobi Hygiene Cushions must not be exposed to high temperatures, prolonged and intense sunlight, cold or other radiation. It can affect the surface temperature and durability of the Hygiene Cushions.

Contact Cobi Rehab for all types of service and repair of Cobi Hygiene Cushions.

2. Symbols

	Caution!
	Declaration of conformity, Medical Device Regulation, EU 2017/745
	Batch number
	Manufacturer
	Consult the manual
CE Label is attached to each flotation cushion. See an example of an CE label below.	



LASAL

Flydepude/Floating cushion/flytkudde
/Schwimmkissen

Cover: 100% Polyester
Filling: 100% EPS beads



Must not be used without supervision/
Må ikke/inte anvendes uden opsyn/utan tillsyn/
Nur unter Aufsicht zu verwenden

Article no. 3002-9111-000

Bananashaped floating cushion
/Bananflytkudde
/Bananformet flydepude
Medium



This is not a lifejacket/Dette er ikke
/inte redningsudstyr/räddningsutrustning
/Nicht als rettungsweste zu verwenden

Hand wash or delicate wash
in wash bag



Only Drip dry / Dryptørring



Always read manual
before use / Läs bruksanvis-
ningen innan användning/brug

CE Medical
Device



COBI REHAB
Fuglebaekvej 1D, DK-2770
DENMARK
www.COBIREHAB.com



Contact:
DENMARK: +45 70 2525 22
SWEDEN: +46 8-7029774



3. General

This user guide provides important information about the target group and the use of Cobi Hygiene Cushions. The user guide also contains a specification list.

The latest version of this user guide can be found on our website. Check if your version is the latest.

If you need a user guide written in a larger font size, the user guide is available in PDF format at cobirehab.com, which can be scaled up to the font size.

You can always contact Cobi Rehab on +45 7025 2522 or cobi@cobi.dk if you want more information about Cobi Hygiene Cushions.

Cobi Rehab reserves the right to change the product specifications without prior notice.

Product safety notices and product recalls can be viewed on the website.

4. Use


Cobi Hygiene Cushions can be used by many patient groups, e.g., generally debilitated users, users with severe malposition or users in need of extra support and stability in bathing situations.

The hygiene cushions also benefit the working environment of the nursing staff because the stable positioning of the user reduces the risk of the user slipping or ending up in an inappropriate position.

Cobi Hygiene Cushions are used individually or in combination to provide the greatest possible support, stabilization, and safety in bathing situations.

Cobi Hygiene Cushions can contribute to increased self-help when properly positioned.

Recycling

 Note that Cobi Hygiene Cushions must not be shared between users. Cobi Hygiene Cushions should be dedicated to one single user at a time. This is done to avoid cross-contamination.

Make sure that Cobi Hygiene Cushions are cleaned and disinfected before given to a new user.

Find more info under Cleaning and disinfection.

Contraindications

There are no contraindications associated with the use of Cobi Hygiene Cushions.

5. About Cobi Hygiene Cushions

Cobi Hygiene Cushions are used to solve positioning challenges in bathing situations.

Each hygiene cushion is filled with small fire-retardant EPS beads. This means the cushions do not change in shape and are easy to use and ensure stable placement in bathing situations.

Water flows through the filling easily, so the weight of the hygiene cushion does not increase significantly when they get wet.

In use, the black side should face the user's body.

When the hygiene cushions need to dry, they must be hung up with the blue net side facing down so the water can get out of the cushion.



Cobi Banana Hygiene Cushion used as a lap cushion .

Cobi Halfmoon Hygiene Cushion

This cushion is used as a small stable support along the truncus in the shower chair or as a head/neck support on the shower bed.

Cobi Neck Hygiene Cushion

This cushion complements the existing headrest in the shower chair or on the shower bed and ensures even better stabilization and centering of the head and neck.

Cobi T-hygiene Cushion S and L

This cushion can be used to separate or center. It stabilizes legs and feet in the shower chair or on the shower bed.

This T-cushion provides support for misalignments in the feet and fills up if the feet do not rest sufficiently on the footrest.

Cobi Banana Hygiene Cushion S

This cushion can support a paretic arm and in the side of the upper body. The cushion also acts as a forearm support for both arms in the lap or as a filling support behind the neck and shoulders.

Cobi Banana Hygiene Cushion M and L

The cushion can support the whole body in the shower chair or on the shower bed. It also acts as a filling support in stabilizing underweight users.

The cushion can be placed behind the neck and supports the upper body on each side. The cushion should be placed on the inside of the armrest. It can also be placed from the neck down under one arm in front of the user.

Placing the cushion along the body gives it a safe supine position on the shower bed when washing the back.



6. Cobi Hygiene Cushions - overview



Cobi Hygiene Cushions can also be purchased as a complete set with bag (seven cushions and three laundry bags).



7. How to use Cobi Hygiene Cushions



Banana Cushion L

The cushion provides side and neck support as well as support of paretic arm.



Banana Cushion L and Neck Cushion

Both cushions provide a stable and safe side-by-side placement, which makes it easy for staff to perform care tasks.



Banana Cushion L, Neck Cushion and T-Cushion S

The design and position of the cushions make it possible to position the user stably in a 30 ° lateral position.



Banana Cushion L and T-Cushion L

The symmetrical armrest gives a feeling of delimitation and safety. The cushion is also suitable for restless and insecure users.

The T-Cushion is used here for positioning misaligned feet.



Banana Cushion S og T-Cushion L

The placement of the cushions stabilizes the hip, knee and supports the neck in the supine position.


8. Cleaning and disinfection

The core of the hygiene cushion dries slowly, therefore Cobi Hygiene Cushions must dry as soon as possible after use.

Hang the hygiene cushions up in a warm place and let them dry completely. The cushions are hung up with the blue side down so the water can run off.

The hygiene cushions can also be dried in a drying cabinet or in a dryer at a maximum of 60°C. Temperatures above 70°C destroy the filling as the polystyrene beads melt above 71°C.

Cobi Hygiene Cushions can be washed in a washing machine at max. 60°C.

 Due to its size and weight, Cobi Hygiene Cushions must be washed in a washing machine large enough to handle the size of the cushions.


Make sure to use a laundry bag with one cushion in each bag. The laundry bag must have fine mesh in order to protect the washing machine from the cushion filling.

If the filling comes out of the cushion, the washing machine can be damaged.

Use ordinary detergent, but no fabric softener!

Disinfection

Cobi Hygiene Cushion can be disinfected with a disinfectant with a PH value below 11.4.

 Note that Cobi Hygiene Cushions must not be shared between users. Cobi Hygiene Cushions should be dedicated to one single user at a time. This is done to avoid cross-contamination.


9. Storage

Cobi Hygiene Cushions must not be stored in direct sunlight or exposed to strong moist or odour.

9.1 Long term storage

For long-term storage (over three months), Cobi Hygiene Cushions should be stored in the dark and not exposed to strong moist or odour.

Hygiene cushions must be stored in plus temperatures between 0° - 40°C.

 Make sure Cobi Hygiene Cushions are completely dry before putting them away for storage.

10. Recycling and disposal

Cobi Hygiene Cushion that are no longer in use are disposed of in an environment friendly manner.

Contact Cobi Rehab or relevant authorities for further information on disposal.

11. Warranty

Cobi Rehab guarantees that Cobi Hygiene Cushions from Cobi Rehab are flawless when delivered. Should, contrary to expectations, there be defects or damage to the cushions upon receipt, contact Cobi Rehab immediately.

The warranty period for Cobi Hygiene Cushions is one year from the date of purchase and covers production defects or defects on delivery. The invoice is valid as proof of warranty.

The guarantee does not apply to:

-products where the serial number, batch number etc. has been removed or significantly damaged.

- products that have repaired by unauthorized personnel.

The guarantee does not cover:

-wear parts.

The guarantee does not apply if Cobi Rehab assesses that Cobi Hygiene Cushions have not been used as intended.

In case of damage due to incorrect use, both service and used spare parts will be invoiced.

11.1 Unintended event

Report any incidents related to the use of Cobi Hygiene Cushions to Cobi Rehab.

11.2 After expected service life

After the expected service life, it is important that an overall assessment of the product is made before continued use.

After the expected service life, Cobi Rehab cannot guarantee the suitability and safety of the product, as Cobi Rehab has no control over how the product is used and wear and tear.

The overall assessment of the product must be carried out by qualified professionals, and as a minimum, consideration must be given to how the product has been used, the condition of the product and its components.

Cobi Rehab can always make such an assessment.

12. Specifications

Filling	Fire-retardant EPS beads (expanded polystyrene)
Outer cover top	100% polyester
Outer cover underside	100% polyester net fabric
Cleaning	<p>After use, rinse the cushion clean with non-chlorine-containing water.</p> <p>Hang them up and let them drip off.</p> <p>The cushions can be hand washed with soap and water or sprayed with a disinfectant.</p> <p>Note that the pH of the applied disinfectant should not be higher than 11.4.</p> <p>Hygiene Cushions can be machine washed at 60°C in a larger washing machine if required.</p> <p>Drying in a drying cabinet must not exceed 70°C.</p>
Storage	Do not expose the cushions to high temperatures, prolonged and intense sunlight, or other radiation
ISO classification	09 33 39 01
Expected lifetime	2 years
Basic UDI-DI	5740000100014N5
General requirements and test methods	EN 12182
Risk assessment	EN/ISO 14971: 2012
<p>The surface temperature can rise when the Cobi Hygiene Cushions are exposed to external heat sources e.g., sunlight.</p>	

Please contact Cobi Rehab for questions

cobi@cobi.dk or **+45 7025 2522**.



COBI REHAB[®]
The Positioning Company



MANUFACTURER

Cobi Rehab
Fuglebækvej 1D
DK-2770 Kastrup
Denmark
+45 7025 2522
cobirehab.com