



**COBI REHAB**<sup>®</sup>  
The Positioning Company

USER MANUAL

# Bariatric Alternating Pressure Mattress

**Bariatric Alternating Pressure Mattress with Legacy XL pump for the prevention of pressure ulcers.**

For bariatric users at risk of pressure ulcers. Bariatric Alternating Pressure Mattress is used in home care, nursing homes and institutions.

**Maximum user weight up to 270 kg.**



Medical Device

Cobi Rehab and Cobi Rehab's suppliers comply with UN conventions on child and forced labor and ILO 029, C132 and C182.

# Table of content

1. Safety .....	3
2. Symbols .....	4
3. Specifications .....	5
4. Use .....	7
5. Pump unit.....	8
6. Before using the mattress.....	9
7. Use .....	10
8. Maintenance.....	11
9. Recycling and disposal.....	12
10. Warranty.....	12
11. Problem solving .....	13

# 1. Safety


---



## WARNING!

Do not use Bariatric Alternating Pressure Mattress without thorough instructions from trained staff or from persons who have received instruction in the use of the mattress.

Improper operation may injure the user. Using Bariatric Alternating Pressure Mattress for persons weighing more than the maximum user weight of 270 kg increases the risk of damaging the mattress.

Read this user manual carefully before using the Bariatric Alternating Pressure Mattress. Pay particular attention to Safety Instructions marked with .

Cobi Rehab assumes no responsibility for any damage to the product nor for personal injury caused by incorrect installation, incorrect mounting, or incorrect use of the Bariatric Alternating Pressure Mattress.

Immediately contact Cobi Rehab if parts are damaged or missing. Never use your own spare parts. Cobi Rehab cannot be held responsible for errors or accidents occurring after repairs are made without written permission of Cobi Rehab.



## SAFETY INSTRUCTIONS

Do not place anything on top of the pump. Make sure the cord is under the bed frame and that it does not get in the way of the wheels or anything else that could damage the cord.

Only cover the alternating pressure mattress with one layer. It allows water vapor to penetrate the cover. Use only breathable incontinence covers on the mattress.

The pump does not withstand immersion in water. This also applies to the alternating pressure mattress.

The mattress and pump should be thoroughly disinfected if the parts are to be used by another user. This is done to avoid cross-contamination.

Do not place heavy objects or other types of mattresses on top of the alternating pressure mattress. Also, do not load the alternating pressure mattress with unnecessary weight on smaller areas.













Do not allow animals and children to play / jump on the mattress.

The Bariatric Alternating Pressure Mattress must match the correct height of the bed rail. The bed rail must be higher than the alternating pressure mattress, otherwise the user may fall off the bed.

External sources of heat and cold (e.g., sunlight or other environmental factors) may affect the surface temperature of the mattress/pump.

Contact Cobi Rehab for all types of service and repairs.

## 2. Symbols

	Caution!
	Double insulated (class II)
	Declaration of conformity, Medical Device Regulation EU 2017/745
IP31	Ingress Protection Ratings Guide.
	Protection against electric shock for type BF equipment, applied part: mattress
	Dispose of through correct waste management.
	Cobi item number
	Serial number
	Year of manufacture
	Manufacturer
	Medical Device, Class I
	Max. User weight
	Consult the manual

### General comments

This user manual contains important information on the use of Bariatric Alternating Pressure Mattress and the target group for the mattress. It also includes a wide range of specifications on Bariatric Alternating Pressure Mattress. The most recent version of this user manual can be found on our website.

Check if the version you are reading now is the most recent. If you need a user manual written in a larger font size, this user manual is available in PDF format at [cobirehab.com](https://www.cobirehab.com), which can be scaled up to the required font size.

You can always contact Cobi Rehab or your dealer if you want more information about Bariatric Alternating Pressure Mattress. Cobi Rehab reserves the right to change the product specifications without providing prior notice.

The UDI number of the mattress appears on the label, which is located on the side of the frame. Product safety notices and product recalls can be viewed on the website (<https://www.cobirehab.com/kundehoscobi/vigtig-produktinformation/>).

### 3. Specifications

---

<b>General information</b>	
Maximum user weight	270 kg
Prevents pressure ulcers	Yes
ISO classification	04 33 06-05
Expected product life	7 years
Risk class	I
User manuals and product sheets are available on the website and can be scaled up to large font size for the visually impaired.	

<b>Mattress</b>	
Length	2000/2200 mm
Width	1000/2200 mm
Height	270 mm
Weight	14/18 kg
Can be applied directly to the bed base	Yes
Usable for adjustable bed base	Yes
Quick emptying function	Yes (CPR straps)
Autofirm function	Yes
Cell material	Nylon/PU
Mattress base material	PU
Flame retardant mattress	Yes

<b>Cover</b>	
Removable, allergy-friendly, washable and disinfectable incontinence cover	Yes
Mattress cover	PU-coated Polyester
Flame retardant cover	Yes

<b>Pump</b>	
Pump measurements	350 x 240 x 130 mm
Weight of pump	3,8 kg
Pressure range	10-70 mm Hg
Cycle time	10, 15, 20 og 25 min.
Air loss alarm	Yes
Power failure alarm	Yes
Power cable	5 m
Fuses (2 pieces)	Yes. T1A/250V
Power input	AC220-240V/50 Hz
Power consumption	Normal use: 15W
Temperature requirements for pump in use	5 - 45° C
Temperature requirements for storage	-25° - 70° C
Classification pump	Electrical protection Class II, Type BF double insulated with / without functional grounding
IPX waterproof rating guide - pump	IP21
Electromedical equipment	Comply with EN 60601-1-2: 2001
Produced under quality control	ISO13485
Model name	Legacy XL Bariatric Series Alternating Pressure Pump and Low Air Loss Mattress

## 4. Use

---

Bariatric Alternating Pressure Mattress is used in home care, nursing homes and institutions for users weighing up to 270 kg.

Bariatric Alternating Pressure Mattress is a mattress of high quality suitable for users with medium to high risk of developing pressure ulcers. It is specially designed to help prevent pressure ulcers and provide 24-hour pressure area care.

### Construction

Bariatric Alternating Pressure Mattress consists of twenty air cells made of a reinforced plastic material. Each cell measures 22 cm in height.

The pump unit ensures that the air is alternately pumped in or emptied out of the twenty cells. That is, when cells 1, 3, 5, etc. are filled with air, cells 2, 4, 6, etc. are emptied slowly, after which the cycle reverses. The cycle time is set manually.

The alternating pressure shifts the pressure on user's tissues. It contributes to the improvement of blood circulation and to the prevention of pressure ulcers.

In the event of a power failure, Bariatric Alternating Pressure Mattress keeps the air in for 24 hours. The user does not meet the bed base during the 24 hours.

Pressure relief of the bariatric user is extra important because they often find it difficult to move and turn in bed.

Bariatric Alternating Pressure Mattress can be reused and is easy to clean.

### Contraindications

Bariatric Alternating Pressure Mattress must not be used by users with unstable fractures.

Always consult a physician or therapist before assigning a user a Bariatric Alternating Pressure Mattress.

The air cells of the alternating pressure mattress can be replaced individually. The cells are held in place by means of pushbuttons and three cell holders. The middle cells are ventilated. It ensures air penetration and reduces heat accumulation.

The bottom cover is durable and fastens to the bed frame with strong straps.

All parts can be replaced as needed.

### Cover

The cover is removable, breathable, stretchable in four directions and anti-bacterially treated on the surface.

The cover is protected against liquid penetration and is flame retardant. The cover can be washed, tumble dried and disinfected.

The cover is fitted with a zipper on four sides. The zipper is covered by an overlap of the cover.

# 5. Pump unit

## 5.1 Settings

The pump monitor constantly measures the pressure in the mattress. When the pressure is too low, the pump automatically fills the mattress to the set level.

### ON/OFF - No 1

The ON/OFF switch is located on the right side of the pump.

### FUSE - No 2

The pump unit has two fuses.

### CABLE - No 3

The cable is fixedly mounted on the pump.

### PRESSURE RANGE - No 4

The mattress has 8 comfort levels increasing by 34 kg per. level (from 34 kg - 272 kg).

### CYCLE TIME - No 5

There are 4 cycle times, 10, 15, 20 or 25 min.  
10 min. = 2 lit diodes.  
15 min. = 4 lit diodes etc.

### ALARM RESET - No 6

The auditive alarm is activated and the ALARM RESET diode flashes in the event of a power failure or pressure drop.

Press the button to mute or unmute the alarm.

### STATIC - No 7

Static function stops the alternating pressure function.

### ALTERNATING - No 7

Press ALTERNATING to switch to alternating pressure mode.

### AUTOFIRM - No 8

Autofirm is for care in bed. The mattress is filled up to 70 mm Hg (maximum) and kept for 30 minutes. Press AUTOFIRM to stop the function before the 30 min. is gone.

The pump automatically switches back to alternating pressure.





## 5.2 Functions on the pump

### Fuse

The fuse holder can be opened if maintenance or service is required.

### Mounting hooks

With help of the hooks, the pump can be hung on almost all kinds of headboards.

### Air filter

Cobi Rehab recommends that the filter must be replaced at least once a year to ensure the pump works optimally.

## 6. Before using the mattress

---

### 6.1 Preparation of mattress and pump

1. Place the mattress on the bed with the hoses for the pump located in the foot end.
2. Hang the pump on the headboard and check that it is stable.
3. Connect the mattress hoses to the pump. Make sure they are properly connected.

⚠ The hoses must not "break" or be hidden under the mattress.

4. Make sure the CPR straps are properly placed and attached to the mattress.
5. Plug in the pump.

⚠ The user cannot be placed on the mattress during setup.

6. Turn on the on / off button on the right side of the pump. Wait for beep.
7. When the pump is switched on, it starts in static mode and fills the mattress up to 30 mm Hg. The pump then switches to alternating pressure (ALTERNATING).
8. When the pressure does not reach 30 mm Hg after 45 minutes, the alarm sounds and the LED lights up. Contact your local dealer or Cobi Rehab.

Cycle time and comfort level are set as default to an average value. Use the panel to select cycle time and comfort level (PRESSURE RANGE).

9. After setup, place a loose sheet on the mattress.

### Check the pressure - manual check of pressure on mattress

Feel the air cells that have contact with exposed areas on the patient. The mattress must not be too hard. There should be a 2-4 cm distance to the bottom of the mattress.

Manuel pressure check can only be done when the user has been min. 10 minutes on the mattress.

# 7. Use

---

## 7.1 Customizing

The user can be placed on the alternating pressure mattress when the correct pressure has been achieved. The alternating pressure mattress must be covered with a loose sheet otherwise its efficiency will deteriorate.

The cycle time is set manually. The recommended cycle time / alternating pressure interval is 10 minutes.

## 7.2 Manuel pressure check

Care staff / therapists must always check the air under the user. Insert your hand into the alternating pressure mattress on top of the cells

below the heaviest part of the user (e.g. the pelvis). The user should be sunk halfway into the mattress.

## 7.3 In case of CPR

The alternating mattress must be flat if CPR is to be given. It is emptied quickly by pulling the CPR valves in the head end, so the valves are open.

Afterwards, the air hoses are pulled out of the pump. Start CPR asap while the alternating pressure mattress is being emptied!

## 7.4 Transportation

If the mattress and / or bed needs to be moved, the rocker switch is switched off before the power plug is pulled out of the socket. The air hoses are then pulled out of the pump. Mount the transport cover located on the coupling.

mattress are reconnected to the power supply, the individual adjustment to the user must be repeated.

Bariatric Alternating Pressure Mattress keeps the air for approx. 24 hours. When the pump and


The straps on each side of the mattress can be used as handles while carrying.

## 7.5 Storage (including long term storage)

Switch off the pump on the ON / OFF button.

Disconnect the alternating pressure mattress and release the CPR valves.

The alternating pressure mattress folds when emptied of air. Store lying down.

 Check regularly that the Bariatric Alternating Pressure Mattress is not wet or defective.

# 8. Maintenance

---

## 8.1 Cleaning the cover and mattress

Bariatric Alternating Pressure Mattress can be cleaned with water, detergent, and a dry, clean cloth to wipe.

The mattress can also be disinfected with ethanol 70-85% or a chlorine product 1000-1200ppm.

The cover and bottom cover can be machine washed at 95 ° C.

The cover can be tumble dried at low heat or hung to dry. The cover must not be ironed.

Cover and mattress must be completely dry before use.


## 8.2 Cleaning of power supply, power cable and hoses

Wipe the outside surfaces of the power cord, power supply, and hoses with a damp cloth, water, and detergent. Wipe dry with a clean, dry cloth.

The various parts can also be disinfected with ethanol 70-85% or a chlorine product 1000-1200 ppm.

Do not spray liquid directly on the pump itself.

Do not use alkaline and corrosive agents or agents containing ammonia, phenols, or acetone.

 Always turn off the power supply before cleaning.

All parts on Bariatric Alternating Pressure Mattress must be thoroughly disinfected when the alternating pressure mattress and pump are given to a new user. This is done to avoid cross-contamination and infections.

Local cleaning and disinfection procedures must be followed.

In case of contamination with e.g., blood or body fluids in the air cells make sure to follow cleaning and disinfection procedures.

## 8.3 Air filter maintenance

Remove the small air filter on the back of the pump by opening the filter lid.

The filter in the pump should be replaced once a year and every other year in the inner pump. This will extend the life of the pump.

## 8.4 Return of Bariatric Alternating Pressure Mattress for service

Bariatric Alternating Pressure Mattress is not service-free. Service and repairs must be performed by an authorized technician.

## 9. Recycling and disposal

---

Dispose of products that are no longer in use in an environmentally safe manner.

Contact your local authority or Cobi Rehab for further information on disposal.

Contact Cobi Rehab for more information on the recycling of batteries and parts of Bariatric Alternating Pressure Mattress with Legacy XL.

## 10. Warranty

---

Cobi Rehab warrants that Bariatric Alternating Pressure Mattress with Legacy XL pump is without defects on delivery. If, against all expectations, the Tilt Shower Commode is subject to deficiencies or defects on receipt, please contact Cobi Rehab immediately.

The warranty period for Bariatric Alternating Pressure Mattress with Legacy XL pump is one year from the date of purchase and covers manufacturing defects or defect on receipt. The invoice is your certificate of warranty.

The warranty does not apply to:

- products on which the serial number, batch number or the like have been removed or significantly damaged.


- products which have been repaired by unauthorised personnel.

The warranty does not cover:

- wearing parts.

This warranty does not apply when Cobi Rehab assesses that Bariatric Alternating Pressure Mattress with Legacy XL pump has been improperly operated.

For damage caused by improper operation, an invoice will be issued for both the service and the spare parts used.

 Lack of maintenance can damage the product, shorten the life, or affect the performance of Bariatric Alternating Pressure Mattress with Legacy XL pump.

### 10.1 Unintended event

Report any incidents related to the use of Bariatric Alternating Pressure Mattress with Legacy XL pump to Cobi Rehab.

### 10.2 After expiry of the expected service life

After the expected service life, it is important that an overall assessment of the product is made before continued use.

After the expected service life, Cobi Rehab cannot guarantee the suitability and safety of the product, as Cobi Rehab has no control over how the product is used and wear and tear.

The overall assessment of the product must be carried out by qualified professionals, and as a minimum, consideration must be given to how the product has been used, the condition of the product and its components.

Cobi Rehab can always make such an assessment.

# 11. Problem solving

Problem	Inspection procedure	Workable solutions
Pump not working correctly	Check the power plug is properly placed in an on-socket.	Insert the power plug correctly into the switched-on socket.
	Check that the rocker switch is in the ON position.	Set the rocker switch to the ON position.
	Check that there is no break in the cord.	Contact service department for replacement of power cord.
	Check if the HFI relay is switched off.	Turn off the pump. Check the relevant fuse and replace if necessary. Check the pump fuse. Restart the pump.
	The pump does not respond to workable solutions.	Contact dealer
<p>The pump is working, but Bariatric Alternating Pressure Mattress is not inflated</p> <p>Or / and</p> <p>The user goes through the alternating pressure mattress</p> <p>or and</p> <p>Bariatric Alternating Pressure Mattress does not return to its natural shape when the user has moved.</p>	Check that the CPR valves are properly closed.	Close the CPR valves.
	Check that the air hoses are correctly connected to the pump coupling.	When the air hose is properly connected to the coupling, a click sounds.
	Check the air filter for dust.	Replace the filter.
	Remove the mattress cover and check that all air cells are properly connected.	Make sure that all air cells are properly connected to the air hoses.
	Lift the mattress cover up and check that the air hoses are not twisted or broken, or that the air passage in the hose is otherwise obstructed.	Check and adjust the position of the air hoses.
	Check that the air cells are not broken or cracked .	Replace with original spare parts.



**COBI REHAB<sup>®</sup>**  
The Positioning Company

---



**Manufacturer**

**Compass Health Brands**  
21973 Commerce Parkway  
Strongsville  
Ohio 44149  
USA

**Cobi Rehab**  
Fuglebækvej 1D  
DK-2770 Kastrup  
Denmark  
+45 7025 2522  
[cobirehab.com](http://cobirehab.com)