



USER MANUAL

Bariatric Elbow Crutch

Elbow Crutch with extra reinforcement, specially designed to provide support and safety while walking for bariatric users weighing up to 325 kg.

The crutch can be used outdoors and indoors in institutions, care centers and in private homes.



Scan or click the QR code and find the product on the Danish AssistData.



Cobi Rehab and Cobi Rehab's suppliers comply with UN conventions on child and forced labor and ILO 029, C132 and C182.

Table of content

1. Safety	3
2. Symbols	4
3. General	5
4. Use	5
5. Settings	5
6. Long-term storage.....	6
7. Cleaning and maintenance	6
8. Disposal.....	6
9. Warranty	7
10. Specifications	8
11. Ordering.....	8


1. Safety



WARNING

Do not use the Elbow Crutch without prior thorough instructions by trained staff or by persons who have received instructions in the use of the crutch. Improper operation may cause injury to the user.

If the Elbow Crutch is used for persons weighing more than the maximum user weight, the risk of damaging the Elbow Crutch increases.

Carefully study these instructions before using the Elbow Crutch. Pay attention to Safety Instructions indicated by a warning triangle .

Cobi Rehab accepts no responsibility for damage caused to the product nor for personal injury caused by improper installation, assembly or use of the Elbow Crutch.

Contact Cobi Rehab immediately in the case of damaged or missing parts. Never use your own spare parts.



SAFETY INSTRUCTIONS

The Elbow Crutch can be damaged if used by a user weighing over 325 kg.










Elbow Crutch must not be used until the two height adjustment release buttons are fully pressed into place. The inner tube may come loose if the clip is not fitted correctly, which means that the inner tube can slide down into the outer tube.












Failure to inspect the clip pin may cause malfunction.

Always remember to disinfect Elbow Crutch when transferred to a new user. This is done to avoid cross-contamination and infections.

Lack of maintenance can damage the product, shorten the life, or affect the performance of the Elbow Crutch.

2. Symbols

The following symbols are used in this user manual and/or on the product label.	
	Caution!
	Declaration of conformity, Medical Device Regulation, EU 2017/745
	Cobi Catalogue number
	Serial number
	Date of manufacture
	Manufacturer
	Medical device
	Body weight
	Consult instructions for use
CE-Label on the product is located on the shaft. See example of label below.	

	Cobi Rehab ApS Fuglebækvej 1D DK-2770 Kastrup Tel.: +45 70252522			
	XXL-Rehab Crutch, right 0205-000-000RC			325 KG
	0050808		MADE IN TAIWAN	
	2020			

3. General

This user guide contains important information about the use of Elbow Crutch and the target group for the crutch. It also includes a wide range of specifications on Elbow Crutch.

The most recent version of this user guide can be found on our website. Check if the version you are reading now is the most recent.

If you need a user manual that is written in a larger font size, the guide is available in PDF format at [cobirehab.com](https://www.cobirehab.com), which can be scaled up to the required font size.

You can always contact Cobi Rehab on + 45 7025 2522 or cobi@cobi.dk if you want more information about Elbow Crutch.

Cobi Rehab reserves the right to change the product specifications without providing prior notice.

The UDI number of the crutch appears on the label, which is located on the side of the **frame**.

Product safety notices and product recalls can be viewed on the website.

<https://www.cobirehab.com/kunde-hos-cobi/vigtig-produktinformation/>

4. Use

Elbow Crutch is an extra reinforced bariatric crutch designed to provide support and safety while walking for users up to 325 kg.

⚠ Elbow Crutch can be damaged if used by a user weighing more than 325 kg.

Elbow Crutch is used at hospitals, care centers and in private homes. Elbow Crutch should only be used on level ground and accessible terrain, indoors as well as outdoors.

Always consult a therapist before assigning an Elbow Crutch to a user.

Contraindications

The user of Elbow Crutch must have physical and cognitive resources to operate the crutch in a safe manner.

5. Settings

The Elbow Crutch height can be adjusted by removing the clip and placing the inner tube of the cane in the desired position.

Stick the clip pin through the holes and then press the clip into place.

⚠ The inner tube may come loose if the clip is not fitted correctly, which means that the inner tube can slide down into the outer tube.

6. Long-term storage

Elbow Crutch should be stored at temperatures between -10°- 50°C.

7. Cleaning and maintenance

Elbow Crutch can be cleaned with water and ordinary detergent.

The height adjustment clip pin should be regularly inspected and if necessary, replaced.

⚠ Failure to inspect the clip pin may cause malfunction.

Disinfection

Elbow Crutch can be disinfected with ethanol 70-85% or a chlorine product 1000-1200 ppm.

⚠ Always remember to disinfect Elbow Crutch when transferred to a new user. This is done to avoid cross-contamination and infections.

Local cleaning and disinfection procedures must always be followed.

8. Disposal

Products that can no longer be used are to be disposed of in a sustainable way. Please contact the relevant authorities for information on proper disposal.

Recycling

Parts of Elbow Crutch can be reused. Contact Cobi Rehab for more information.

9. Warranty

When delivered, the Elbow Crutch is free from defects. Should, contrary to all inspections, there be any defects or damage to the Elbow Crutch, please contact Cobi Rehab immediately.

The Elbow Crutch is covered by a 1-year warranty from the date of purchase. The invoice serves as warranty certificate.

The warranty does not apply to:

- products whose serial number, batch number etc. have been removed or considerably damaged
- products that have been repaired by unauthorized staff
- normal wear and tear, for example cleaning, adjustment, lubrication and update of equipment or parts.

9.1 Unintended event

Report any incidents related to the use of Elbow Crutch to Cobi Rehab.

9.2 After the expiry of expected service life

After the expected service life, it is important that an overall assessment of the product is made before continued use.

After the expected service life, Cobi Rehab cannot guarantee the suitability and safety of the product, as Cobi Rehab has no control over how the product is used and wear and tear.


The overall assessment of the product must be carried out by qualified professionals, and as a

The warranty is void if Cobi Rehab assesses that the Elbow Crutch has been used for purposes other than its intended use, for example, if its weight capacity is exceeded.

In case of incorrect use, both service and spare parts will be invoiced.

The warranty described above is the only valid warranty.

Cobi Rehab may not be held liable for damages of any kind.

 Lack of maintenance can damage the product, shorten the life, or affect the performance of the Elbow Crutch.

minimum, consideration must be given to how the product has been used, the condition of the product and its components.

Cobi Rehab can always make such an assessment.

10. Specifications

Maximum user weight	325 kg
Height adjustable	68-110 cm
Weight	1.5 kg
Reflex on grip	Yes
Underarm support opening	14 cm
Anatomical handgrip	Yes
Material	Chrome molybdenum steel /SAE41-30
Grip	Nylon with fibre
ISO - classification	ISO 12 03 06 - 04
Expected product service life	7 years
Risk class	I
UDI-DI	5740000102889/5740000102896/5740000102902
Basic UDI	5740000100010MV
The surface temperature of the Elbow Crutch can increase or decrease when exposed to external sources of heat or cold.	

11. Ordering

Model	Height adjustable	Item number
Bariatric Elbow Crutch with universal handgrip	68-110 cm	0205-000-000C
Bariatric Elbow Crutch with universal handgrip, right	68-110 cm	0205-000-000RC
Bariatric Elbow Crutch with universal handgrip, left	68-110 cm	0205-000-000LC



COBI REHAB[®]
The Positioning Company



MANUFACTURER

Cobi Rehab
Fuglebækvej 1D
DK-2770 Kastrup
Denmark
+45 7025 2522
cobirehab.com