



COBI REHAB®
The Positioning Company

USER MANUAL

Cobi Positioning Cushions

Improving quality of life in immobile patients and ensuring optimum positioning 24 hours a day.

Cobi Positioning Cushions are developed exclusively for the positioning of patients within the following patient groups: bariatric, dementia, geriatric, neurology, palliation, and chronic pain patients.

Used in e.g., care centers, institutions, hospices and in private homes.



- Pressure relieving effect.
- Anti-bacterially treated cushion cover.
- Many applications and great flexibility.
- Two types of detachable washable covers.
- Provides tactile stimuli.
- Developed by Cobi Rehab in cooperation with special units within dementia and neurology.



Scan or click on the code and
find the product at the
AssistDATA.



Cobi Rehab and Cobi Rehab suppliers comply with the UN conventions
on child labour and forced labour as well as ILO 029, C132 and C182.

Contents

1. Safety	3
2. Explanation of symbols	4
3. General comments	5
4. Use	5
5. Cobi Positioning Cushions	6
6. Positioning Cushion overview	7
7. Get to know the different positioning cushions	8
8. How to position with Cobi Positioning Cushions	11
9. Cleaning and maintenance	14
10. Storage	14
11. Recycling and disposal	15
12. Warranty	15
13. Specifications	16
14. Accessories	17

1. Safety



WARNING

Do not use Cobi Positioning Cushions without thorough instruction from trained staff or from persons who have received instruction in the use of the positioning cushions. Improper use may injure the user.

Read this user manual carefully before using the Cobi Positioning Cushions. Pay particular attention to Safety Instructions marked

Cobi Rehab assumes no responsibility for any damage to the product nor for personal injury caused by incorrect use of the Cobi Positioning Cushions.

Immediately contact Cobi Rehab if parts are damaged or missing. Never use your own spare parts.

Cobi Rehab cannot be held responsible for errors or accidents occurring after repairs are made without the written permission of Cobi Rehab.



SAFETY INSTRUCTIONS









In this user manual, the symbol

Cobi Positioning Cushions are intended for indoor use and must not be exposed to machine washing or strong chemicals.

Do not expose Cobi Positioning Cushions to high temperatures, prolonged and intense sunlight, cold or other radiation, as it can affect the surface temperature and durability of the product.

Contact Cobi Rehab for all types of service and repair of the Cobi Positioning Cushions.

2. Explanation of symbols

	Caution!
	Declaration of conformity, Medical Device Regulation, EU 2017/745
	Cobi Catalogue number
	Batch number
	Year of manufacture
	Manufacture
	Medical device, class I
	Read manual
<p>CE-Label located at the side of the positioning cushion.</p> <p>See an example of an CE-label below.</p>	



Pude/Cushion



Incontinence cover



Eco-cover



Pude/Cushion: PE & PP (recyclable), skum/foam OEKO-TEX Polyamid impreg. w. PU. Anti-bacterial coating



Incontinence cover: Polyamid impregn. w. PU. Anti-bacterial behandl./coating

Eco-cover: OEKO-TEX® 100 Bomull/Cotton, Modacryl



Pude/Cushion no: 0400-074-000

Incontinence cover no: 0400-074-010

Eco-cover no: 0400-074-015



 Medical Device

COBI REHAB
Fuglebaekvej 1D, DK-2770
DENMARK
www.COBIREHAB.com

Contact:
DENMARK: +45 70 2525 22
SWEDEN: +46 8-7029774

3. General comments

This user guide contains important information about the use of Cobi Positioning Cushions and the patient group for the cushions. It also includes some specifications on the Cobi Positioning Cushions.

The most recent version of this user guide can be found on our website. Check if the version you are reading now is the most recent.

If you need a user guide that is written in a larger font size, the product sheet is available in PDF format at cobirehab.com, which can be scaled up to the required font size.

You can always contact Cobi Rehab on telephone +45 7025 2522 or e-mail cobi@cobi.dk if you want

more information about the Cobi Positioning Cushions.

Cobi Rehab reserves the right to change the product specifications without providing prior notice.

The UDI number of the Cobi Positioning Cushions appears on the label, which is located on the side of each cushion.

Product safety notices and product recalls can be viewed on the website.

4. Use

Cobi Positioning Cushions can be used in almost every situation, where there is a need of pressure distributing and stabile positioning of an immobile patient. Therefore, Cobi Positioning Cushions are used at care centers, institutions, hospices and in private homes. The intended operator of the cushions is a health care professional.

Always use Cobi Positioning Cushions with a cover. There are two different types of cover for each cushion.

The hygiene cover is made of an anti-bacterially treated PU material. The hygiene cover is breathable, stretchable and flame retardant. The jersey cover is made of 100% ecological cotton, which is a soft and stretchable material.

Patient group

Cobi Positioning Cushions are ideally used by patients within the following patient groups:


- Bariatric
- Dementia
- Geriatric
- Neurology
- Palliation
- Chronic pain patients.

Common to these patients, is that many of them are at risk of developing tissue damage and pressure ulcers.

Positioning Cushions and other assistive aids

Cobi Positioning Cushions can successfully be used with other assistive aids from Cobi Rehab, such as Lasal Positioning Cushions, Kelvin Comfort Wheelchair and Reden MobiBed.

Re-use

 Please notice, that Cobi Positioning Cushions must be thoroughly disinfected if they are to be used by another user. This is done to avoid cross-contamination. See the section on **Cleaning and maintenance**.

The various covers for Cobi Positioning Cushions must be thoroughly washed or replaced before switching to a new user.

4.1 Contra indications

There are no contraindications associated with positioning with Cobi positioning Cushions.

5. Cobi Positioning Cushions

Cobi Positioning Cushions are developed by Cobi Rehab in cooperation with special units within dementia and neurology. The result is positioning cushions, which are modular and able to retain its shape thus providing stability as well as a large support surface and pressure distribution.

Anatomical design and a certain weight

In the design of Cobi Positioning Cushions, we have focused on being able to position the cushions tightly and close to the user's body.

The cushions have a certain weight which contributes to staying in place once positioned and provide both stability and support.

The cushions are filled with 3mm Krøyer pearls, PU foam, comfort foam, granules, and 5mm pearls of expanded polypropylene. Distribution and content are adjusted to each cushion.

There are two types of covers, a hygiene cover, and a jersey cover. Both covers are breathable, washable, anti-bacterially treated and stretchable.



Positioning a patient with Cobi U-Cushion, Cobi Cylinder Short Cushion og Cobi Fin Cushion.

Lasal Positioning Cushions

Cobi Rehab's positioning cushions assortment also includes more than 40 different Lasal Positioning Cushions. The two series can be combined and provide unlimited positioning options for the individual, as they together meet the need for comfort, relief, rest, and support of the whole body.

Unlike Cobi Positioning Cushions, Lasal Positioning Cushions do not have the same weight, due to the composition of the filling. The series distinguishes itself by providing a soft and supple comfort suitable for positioning close to the body and fill out cavities between body and surface. With more than 40 Lasal Positioning Cushions, in out on different sizes and shapes, it is always possible to ensure an individual and flexible positioning.

Lasal Positioning Cushions are sold with a cotton cover in strong colors, which can be at help in the positioning of patients.

We highly recommend the combination of Lasal and Cobi positioning Cushions in most positioning situations, and as a customer you can always call us for more information or help when facing difficult positioning issues with users in care centers, institutions etc.



A selection of the over 40 different Lasal Positioning Cushions in our assortment.

6. Positioning Cushion overview



Cobi Fin Cushion



Cobi H-Cushion



Cobi Cylinder Short Cushion



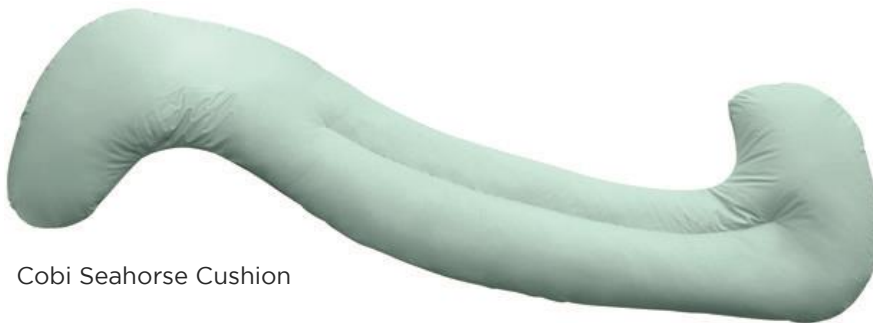
Cobi Seahorse Junior Cushion




Cobi Small pillow



Cobi Large pillow



Cobi Seahorse Cushion



Cobi U- Cushion



Cobi Universal Cushion



Cobi Flexi Cushion



Cobi Robust Cushion



Cobi Lap Cushion



Cobi Heel/arm Cushion



Cobi Wedge Cushion

7. Get to know the different positioning cushions

7.1 Cobi Seahorse Cushion/Seahorse Junior Cushion

The complete side position cushion. Everything needed for a good side position is gathered in this.

Cobi Seahorse Cushion is also used with Cobi Fin Cushion for front positioning.

Seahorse Cushion: Order No 0400-056-000.

Seahorse Jr. Cushion: Order No 0400-057-000.



Cobi Seahorse Jr. Cushion | Size 127x27x12 | 2.5 kg.
Cobi Seahorse Cushion | Size 186x51x26 | 5 kg.

7.2 Cobi Fin Cushion

Cobi Fin Cushion is intended as an accessory for Cobi Seahorse Cushion and is used for further relief or positioning of the ankle and heel.

Finn Cushion can as a cushion be used as support for neck and head.

Cobi Fin Cushion: Order No 0400-058-000.



Cobi Fin Cushion | Size 64x34x | 0.6 kg.

7.3 Cobi Flexi Cushion

The construction of the Flexi Cushion makes it suitable as body support in a Semi-Fowler positioning. Flexi Cushion can be used as a U-Cushion in several positioning situations.

Flexi Cushion can be placed behind, in front of or around the user. When the user is placed half-lying on the cushion in a supine or abdominal position, the cushion's design provides a tight body delimitation and stable support.

Cobi Flexi Cushion: Order No 0400-068-000.



Cobi Flexi Cushion | Size 194x27x15 | 3.7 kg.

7.4 Cobi Robust Cushion

Robust Cushion is 200 cm long and 28 cm wide. The design and the weight of the cushion make it extremely suitable for a tight positioning, such as in a Semi-Fowler positioning or in a partial abdominal position.

Robust cushion is also used for agitated patients who need increased tactile stimuli and proprioceptive delineation.

Cobi Robust Cushion: Order No 0400-70-000.



Cobi Robust Cushion | Size 200x28x28 | 6 kg.

7.5 Cobi Wedge Cushion

Wedge Cushion is designed as a triangular cushion and is used e.g., for stabilization in front and behind the back in a side position for a fixed hold.

When Wedge Cushion is placed in front of the body, it provides good support in the neutral position of the upper arm and shoulder. In supine position, Wedge Cushion is used to support the hocks, calves, and thighs.

Cobi Wedge Cushion: Order No 0400-066-000.



Cobi Wedge Cushion | Size 40x50x14 | 1.1 kg.

7.6 Cobi U-Cushion

The U-shape of the cushion provides good body support. U-Cushion can be placed behind, in front of or around the user.

Body support is one of the cornerstones in a Semi-Fowler position. Therefore, it is here recommended to use a U-Cushion.

Cobi U-pude: Order No 0400-072-000.



Cobi U-Cushion | Size 88x94x17 | 2.7 kg.

7.7 Cobi Lap Cushion

Lap Cushion is used in a sitting position, where the restless user needs to have "the cat in his arms".

Lap Cushion creates calmness and demarcation but can also be used for positioning the head or thighs in a sitting position in the bed.

Cobi Lap Cushion: Order No 0400-050-000.



Cobi Lap Cushion | Size 55x54x12 | 1.2 kg.

7.8 Cobi Universal Cushion

Universal Cushion ensures hip abduction and reduces the risk of hip dislocation when the user is turned from back position to side position.

Universal Cushion is also suitable for supporting the arm and shoulder, for preventing edema and as support for the feet against the headboard.

Cobi Universal Cushion: Order No 0400-054-000.



Cobi Universal Cushion | Size 58x39x22 | 1.7 kg.

7.9 Cobi H-Cushion

H-Cushion positions the hip joint laterally in the neutral position. This makes it suitable for post hip surgery and users with spasticity.

When H-Cushion is used in the supine position, the hip joints are positioned in flexion, while the legs are positioned supported and stable. It is also used in rehabilitation and therapy sessions.

Cobi H-Cushion: Order No 0400-074-000.



Cobi H-Cushion | Size 50x30x30 | 1.8 kg.

7.10 Cobi Cylinder Short Cushion

Cylinder Cushion is essential when positioning in Semi-Fowler position and when flexing the knee. The Cylinder Cushion can also be used for side positioning, as stability for the knees.

Cobi Cylinder Cushion: Order No 0400-064-000.



Cobi Cylinder Short Cushion | Size 95x25x25 | 1.7 kg.

7.11 Cobi Small Pillow

Small Pillow is recommended when small cavities need to be filled in the positioning for optimal support.

Small Pillow is also used to prevent tissue damage such as shear or pressure sores between the knees.

Cobi Small Pillow: Order No 0400-048-000.



Cobi Small Pillow | Size 39x25x8 | 0.3 kg.

7.12 Cobi Large Pillow

Large pillow is used for back support in the Semi-Fowler position. Large Pillow also provides a stable hold when used for positioning the head for neutral neck position.

If you need relief for heels, place a large pillow under the calves in a supine position. Finally, Large Pillow can be used as support for the body and/or arm for lateral and abdominal position.

Cobi Large Pillow: Order No 0400-049-000.



Cobi Large Pillow | Size 58x40x13 | 0.9 kg.

7.13 Cobi Heel/Arm Cushion

Heel/Arm Cushion is often used to elevate the heel from the mattress when treating pressure ulcers. Heel/Arm Cushion is also used in situations where the entire lower leg must be elevated to minimize the risk of edema.


Users with reduced tone or a hemiplegic arm may also benefit from a Heel/Arm Cushion.


Cobi Heel/Arm Cushion No 0400-060-000.



Cobi Heel/Arm Cushion | Size 40x28x11 | 0.9 kg.

8. How to position with Cobi Positioning Cushions





Cobi Neck Cushion (special cushion)



9. Cleaning and maintenance

Daily cleaning

Wipe the cushions with a clean cloth wrung out in water with a mild detergent. The cushions must be completely dry before they are used again or put away.



Cobi Positioning Cushions do not withstand machine washing. Machine washing will destroy the filling materials.

Desinfection and wash

For surface disinfection of the cushions use disposable cloths with ethanol (e.g., Wet Wipe 70 %) or a chlorine product 1000-1200 ppm (e.g., Wet Wipe Chlorine Desinfection).

Accessories such as hygiene covers, and jersey covers can be washed at 60° C and tumble dried.

When machine washing the covers, the zipper must be zipped, otherwise it may be damaged.

10. Storage

Do not expose the cushions to high temperatures, prolonged and intense sunlight, or other radiation.

10.1 Long-time storage

For long-term storage (over three months) Cobi Positioning Cushions must be stored in the dark and not exposed to strong odors or moisture.

The Positioning Cushions must be stored in plus temperatures, from 0°- 40° C.

11. Recycling and disposal

Dispose of products that are no longer in use in an environmentally safe manner. Contact your

local authority for further information on disposal.

12. Warranty

Cobi Rehab warrants that the Cobi Positioning Cushions are without defects on delivery. If, against all expectations, the cushions are subject to deficiencies or defects on receipt, please contact Cobi Rehab immediately.

The warranty period for the Cobi Positioning Cushions is one year from the date of purchase and covers manufacturing defects or defect on receipt. The invoice is your certificate of warranty.

The warranty does not apply to:

- products on which the serial number, batch number or the like have been removed or significantly damaged.

- products which have been repaired by unauthorised personnel.

The warranty does not cover:

- wearing parts.

This warranty does not apply when Cobi Rehab assesses that the Cobi Positioning Cushions have been improperly used.

For damage caused by improper use, an invoice will be issued for both the service and the spare parts used.

12.1 Accidents

Report any incidents related to the use of Cobi Positioning Cushions to Cobi Rehab.

12.2 Expected service life

After the expected service life, it is important that an overall assessment of the product is made before continued use.

After the expected service life, Cobi Rehab cannot guarantee the suitability and safety of the product, as Cobi Rehab has no control over how the product is used and wear and tear.

The overall assessment of the product must be carried out by qualified professionals, and as a minimum, consideration must be given to how the product has been used, the condition of the product and its components.

Cobi Rehab can always make such an assessment.

13. Specifications

Filling materials	3mm Krøyer pearls of expanded polystyrene, 5mm pearls of expanded polypropylene, granules, foam material (PU foam and comfort foam). Distribution and content are adapted to each cushion type.
Cushion surface	Breathable and waterproof. Polyamide impregnated with PU and anti-bacterially treated.
Hygiene cover	Breathable and waterproof. Polyamide impregnated with PU and anti-bacterially treated. Flame retardant
Jersey cover	60% cotton and 40% modacrylic, Oeko-Tex, REACH, flame retardant
Cleaning	Both covers are washable and can be tumble dried. Cobi Positioning Cushions does not withstand machine washing but can be cleaned with a mild detergent or disinfected.
Filling materials flame retardant	Yes (Krøyer pearls ISO 3795:1989 and PU foam ISO 3795)
ISO classification	ISO 09 07 06 - 02
Expected product service life	2 years

14. Accessories

Ordering accessories (Item numbers)	Hygiene cover	Jersey cover
Cover Cylinder Short Cushion	0400-064-010	0400-064-015
Cover Flexi Cushion	0400-068-010	0400-068-015
Cover Robust Cushion	0400-070-010	0400-070-015
Cover Heel/Arm Cushion	0400-060-010	0400-060-015
Cover Universal Cushion	0400-054-010	0400-054-015
Cover Seahorse Cushion	0400-056-010	0400-056-015
Cover Seahorse Junior Cushion	0400-057-010	0400-057-015
Cover Fin Cushion	0400-058-010	0400-058-015
Cover U-Cushion	0400-072-010	0400-072-015
Cover Lap Cushion	0400-050-010	0400-050-015
Cover Small pillow	0400-048-010	0400-048-015
Cover Large pillow	0400-049-010	0400-049-015
Cover H-Cushion	No cover	No cover
Cover Wedge Cushion	0400-066-010	0400-066-015
Cover Heel and arm Cushion R	0400-052-010H	0400-052-015H
Cover Heel and arm Cushion L	0400-052-010V	0400-052-015V
Cover Neck Cushion (special cushion)	0400-076-010	0400-076-015
Storage bag for Cobi Positioning Cushions	0400-080-000	0400-080-000



COBI REHAB[®]

The Positioning Company



FORHANDLER OG FABRIKANT

Cobi Rehab
Fuglebækvej 1D
DK-2770 Kastrup
Danmark
+45 7025 2522
cobirehab.com