



## USER MANUAL

# Lasal Positioning Cushions

### The solution to positioning.

Lasal Positioning Cushions are developed exclusively to the positioning of users within the following patient categories: dementia, geriatrics, neurology, palliation, and chronic pain patients.

Lasal Positioning Cushions are used in care centers, institutions, hospices, and private homes.



- Pressure-distributing effect.
- Anti-bacterially treated cushion cover.
- Mouldable and adapt to the posture.
- Washable covers.
- Provide tactile and proprioceptive stimuli.
- More than 25 different cushions in the series.



# Table of content

1. Safety .....	3
2. Explanation of symbols .....	4
3. General comments .....	5
4. Use .....	5
5. Lasal Positioning Cushions .....	6
6. Positioning Cushion overview .....	7
7. Get to know the different positioning cushions .....	8
8. How to position with Lasal Positioning Cushion .....	11
9. Cleaning and maintenance .....	12
10. Storage .....	12
11. Recycling and disposal .....	12
12. Warranty .....	13
13. Specifications .....	14
14. Accessories .....	14

# 1. Safety

---



## ADVARSEL

Do not use Lasal Positioning Cushions without thorough instruction from trained staff or from persons who have received instruction in the use of the positioning cushions. Improper use may injure the user.

Read this user manual carefully before using the Lasal Positioning Cushions. Pay particular attention to Safety Instructions marked

Cobi Rehab assumes no responsibility for any damage to the product nor for personal injury caused by incorrect use of the Lasal Positioning Cushions.

Immediately contact Cobi Rehab if parts are damaged or missing. Never use your own spare parts.

Cobi Rehab cannot be held responsible for errors or accidents occurring after repairs are made without the written consent of Cobi Rehab.



## SAFETY INSTRUCTIONS

In this user manual, the symbol

Lasal Positioning Cushions are intended for indoor use and must not be exposed to machine washing or strong chemicals.

Do not expose Lasal Positioning Cushions to high temperatures, prolonged and intense sunlight, cold or other radiation, as it can affect the surface temperature and durability of the product.

Avoid using sharp or pointed objects near cushions and covers.

Contact Cobi Rehab for all types of service and repair of the Lasal Positioning Cushions.

## 2. Explanation of symbols

	Caution!
	Declaration of conformity, Medical Device Regulation, EU 2017/745
	Cobi Catalogue number
	Batch number
	Year of manufacture
	Manufacture
	Medical device, class I
	Read manual
<p>CE-Label located at the side of the positioning cushion. See an example of an CE-label below.</p>	



NECK CUSHION SMALL  
HALVMÅNE SMALL  
TUMLE LITEN HALVMÅNE

Pude/Cushion



Incontinence cover



Bomull/Cotton cover



Pude/Cushion: Cover of PU polyester with anti-bacterial coating. Filling: EPS beads

Incontinence cover: 100% PU polyester with Anti-bacterial coating

Bomull/Cotton cover: OEKO-TEX® 100% Bomull/Cotton

Pude/Cushion : 1012 (0305-301-000)

Incontinence cover : 3012 (0305-301-010)

Bomull/Cotton cover : 2012 (0305-301-020)



**COBI REHAB**  
Fuglebaekvej 1D, DK-2770  
DENMARK  
[www.COBIREHAB.com](http://www.COBIREHAB.com)

**Contact:**  
DENMARK: +45 70 2525 22  
SWEDEN: +46 8-7029774

## 3. General comments

---

This user guide contains important information about the use of Lasal Positioning Cushions and the patient group for the cushions. It also includes some specifications on the Lasal Positioning Cushions.

The most recent version of this user guide can be found on our website. Check if the version you are reading now is the most recent.

If you need a user guide that is written in a larger font size, the product sheet is available in PDF format at [cobirehab.com](http://cobirehab.com), which can be scaled up to the required font size.

You can always contact Cobi Rehab on telephone +45 7025 2522 or e-mail [cobi@cobi.dk](mailto:cobi@cobi.dk) for more information about the Lasal Positioning Cushions.

Cobi Rehab reserves the right to change the product specifications without providing prior notice.

The UDI number of the Lasal Positioning Cushions appears on the label, which is located on the side of each cushion.

Product safety notices and product recalls can be viewed on the website.

## 4. Use

---

With a Lasal Positioning Cushion the user will experience a comfortably and pleasant support of the body without feeling fixed.

For the caregiver, the cushions are an easy-to-use tool facilitating more varied and correct postures. Correct postures can prevent contractures, reduce spasticity, and prevent pressure ulcers.

Lasal Positioning Cushions are also ideal for delimitation and increased body-consciousness.

The cushions are used to position adults and children in supine and sitting positions.

### Patient group

Lasal Positioning Cushions are ideally used by patients within the following patient groups:

- Dementia
- Geriatric
- Neurology
- Palliation
- Chronic pain patients.

Common to these patients, is that many of them are at risk of developing tissue damage and pressure ulcers.


### 4.1 Contra indications

There are no contraindications associated with positioning with Lasal positioning Cushions.

### Positioning Cushions and other assistive aids

Lasal Positioning Cushions can successfully be used with other assistive products from Cobi Rehab, such as Cobi Positioning Cushions, Kelvin Comfort Wheelchair and Reden MobiBed.

### Re-use

 Please notice, that Lasal Positioning Cushions must be thoroughly disinfected if they are to be used by another user. This is done to avoid cross-contamination. See the section on **Cleaning and maintenance**.

The various covers for Lasal Positioning Cushions must be thoroughly washed or replaced before switching to a new user.

## 5. Lasal Positioning Cushions

### Construction

Lasal Positioning Cushions are available in multiple shapes and sizes. The combination of small beads of polystyrene in a smooth inner cushion covered with a hygiene or cotton cover contributes to each cushion adjusting to the body shape as well as the supporting surface.

Lasal Positioning Cushions are mouldable and therefore more stable than ordinary cushions.

There are two different covers to each Lasal Positioning Cushion. A cotton cover in different colors and a grey hygiene cover.

The cotton cover is breathable, washable, and anti-bacterially treated. The hygiene cover is washable and mold and fungus resistant.

### Soothing effect

In addition to reducing pressure and increasing pressure distribution, the cushions are suitable for reducing spasticity, as well as providing tactile stimuli, which is recommended in cases of e.g., dementia.

Being positioned and surrounded by cushions provides a sense of being cocooned, which often has a calming effect and increases comfort.

### Cobi Positioning Cushions

Cobi Rehab's positioning cushions assortment also includes more than 15 different Cobi Positioning Cushions. The two series can be combined and provide unlimited positioning options for the individual, as they together meet the need for comfort, relief, rest, and support of the whole body.

In the design of Cobi Positioning Cushions, we have focused on being able to position the cushions tightly and close to the user's body.

The cushions have a certain weight which contributes to staying in place once positioned and provide both stability and support.

The Cobi Positioning Cushions are filled with 3mm Krøyer pearls, PU foam, comfort foam, granules, and 5mm pearls of expanded polypropylene.

Unlike Lasal Cushion Cobi Positioning Cushions are also used in the positioning of bariatric users.

We highly recommend the combination of Lasal and Cobi positioning Cushions in most positioning situations.



Banana Cushion, S, behind the back and under the arm. Banana Cushion, L, in front of the body and between the thighs. Square Cushion, L, between the lower legs.



A selection of the assortment of the Cobi Positioning Cushions.

## 6. Positioning Cushion overview



U-shaped Neck Cushion, child, S  
Size 62/109x33x4.5 cm  
Item number: 0305-901-000



U-shaped Neck Cushion, junior, S  
Size 54/90x15x4 cm  
Item number: 0305-921-000



U-shaped Neck Cushion, junior, L  
Size 60/114x21x6 cm  
Item number: 0305-911-000

Neck Cushion, child  
Size 23x16x5 cm  
Item number: 0305-321-000



Neck Cushion, adult  
Size 24x21x7 cm  
Item number: 0305-311-000



Half Moon Cushion, S  
Size 47x22.5x4 cm  
Item number: 0305-301-000



Half Moon Cushion  
Size 79x33x7 cm  
Item number: 0305-801-000



Half Moon Cushion, thick  
Size: 86x40x7 cm  
Item number: 0305-811-000



Triangular Cushion, L  
Size 94x24.5x22 cm  
Item number: 0305-201-000



Triangular Cushion, M  
Size 66x20x17.5 cm  
Item number: 0305-211-000



Triangular Cushion, S  
Size 39.5x12x10 cm  
Item number: 0305-221-000



Triangular Cushion, M/S  
Size 55x16x14 cm  
Item number: 0305-231-000

T-Cushion, XS  
Size 36/13x27/12.5x4 cm  
Item number: 0305-6041-000



T-Cushion, S  
Size 56.5/17.5x37/15x7 cm  
Item number: 0305-6031-000



T-Cushion, M  
Size 63/22x40/19.5x7 cm  
Item number: 0305-6021-000



T-Cushion, L/M  
Size 72/25x45/20x8 cm  
Item number: 0305-6016-000



T-Cushion, L, Size 83/27x56/27x10 cm  
Item number: 0305-6011-000



T-Cushion, XL, Size 98/26x61/29x11 cm  
Item number: 0305-6001-000



Support Cushion  
Size 34x24x14/5.5 cm  
Item number: 0305-511-000

Sit Cushion, long  
Size 104x50x40/18.5 cm  
Item number: 0305-421-000



Square Cushions, L  
Size 73x42x5 cm  
Item number: 0305-711-000



Square Cushions, S  
Size 59.5x29.5x5.5 cm  
Item number: 0305-701-000



Square Cushions, XS  
Size 40x10x3 cm  
Item number: 0305-741-000



Square Cushions, Long  
Size 110x41x10 cm  
Item number: 0305-721-000



Square Cushions  
Size 35x22x3 cm  
Item number: 0305-731-000

Sit Cushion, high  
Size 73x50x29/13 cm  
Item number: 0305-401-000

Banana Cushion, S  
Size 144x40x12 cm  
Item number: 0305-111-000



Snake Shaped Cushion, Size 320x30x9 cm  
Item number: 0305-151-000

Banana Cushion, L, Size 148x31x10 cm  
Item number: 0305-101-000

## 7. Get to know the different positioning cushions

### 7.1 Lasal T-Cushion

The T-Cushion is used as an abduction cushion, between the legs, or for support of the lower limbs.

It is also used for prone position, where it lifts the person up into a convenient height from the supporting surface making the position more comfortable and giving the shoulders more freedom of movement.

Lasal T-Cushion is available in six sizes.



### 7.2 Lasal Half Moon Cushion

Half Moon Cushions are used for support of the arm and hand, in the arch, in both seated and supine position and for pressure relief between the knees and feet.

Lasal Half Moon Cushion is available in three sizes.



### 7.3 Lasal Triangular Cushion

The Triangular Cushion is a relatively firm cushion and is used as a stabilizer along the body in a seated or supine position or as a filling in the bed.

The smaller Triangle Cushions is used for supporting the knees or along the lower limbs.

Lasal Triangular Cushion is available in four sizes.



### 7.4 Lasal Neck Cushion

Neck Collar is placed around the neck in a circle. It supports and stabilizes the head and neck region in a partly sitting position. The collar is mouldable, and the filling can be pushed to where it is needed the most.

Cover can be ordered with grip tape closure, whereby the collar can be closed more closely to the neck.

Lasal Neck Cushion is available in two sizes.





## 7.5 Lasal Square Cushion

Lasal Square Cushions are mouldable universal cushions particularly suited to support the head, arms, legs, and feet.

Square cushions can also relieve “weak sides” while maintaining a comfortable position.

**Lasal Square Cushion** is available in five sizes.




## 7.6 Lasal U-Shaped Neck Cushion

Lasal U-shaped Neck Cushion is loosely placed on the shoulder and supports neck and head in lying and supported sitting position.

Lasal U-shaped Neck Cushion can also be used to stabilize a hemiplegic arm when sitting or lying on the side.

**Lasal U-shaped Neck Cushion** is available in three sizes.



## 7.7 Lasal Support Cushion

Support Cushions are slightly chubby and oblong shaped, and wedge shaped in height.

Lasal Sit Cushions are used as seat cushions. The special wedge shape stabilizes the seat position.

**Lasal Sit Cushion** is available in three sizes.



## 7.8 Lasal Banana Cushions

Banana Cushion is moderately filled, which makes it mouldable. The filling is distributed to fit into the desired position.

Banana Cushions can be used by children and adults for positioning during e.g., training or therapeutic exercise.

The cushions are also suitable to encircle the user helping to create calmness and security.

**Lasal Banana Cushion** is available in three sizes.



## 7.9 Embracer Cushion

In seated and lying position the Embracer makes it possible for the user to relax both arms from the neck to the fingertips without the arms falling to the side.

It is equipped with a belt, which makes it possible to fasten the Embracer to the back of a chair or wheelchair to prevent the cushion from sliding down every time the person moves.

**Lasal Embracer** is available in three sizes. Please note that Lasal Embracer is not depicted on the Cushion Overview.

Embracer S, Size 76x66x92, Blue,  
Item number: 0305-6441-000.

Embracer M, Size 87x70x113, Green,  
Item number: 0305-6421-000.

Embracer L, Size 95x78x117, Navy (depicted),  
Item number: 0305-6401-000.



## 7.10 Lasal Sit Sack

The Sit Sack is developed for users with a special need of support and stabilization in everyday life.

The Sit Sack embraces as well as stabilizes the user when seated or lying in it.

**Lasal Sit Sack** is available in three sizes. Please note that Lasal Sit Sack is not depicted on the Cushion Overview.

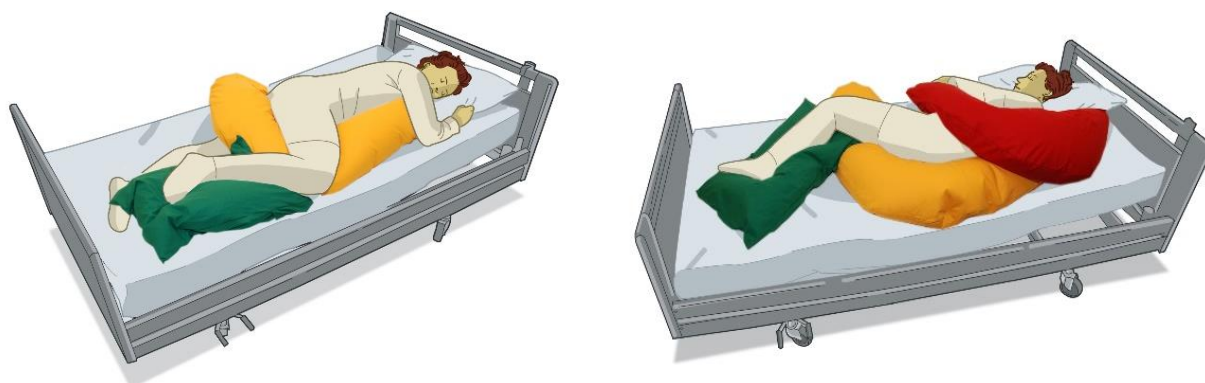
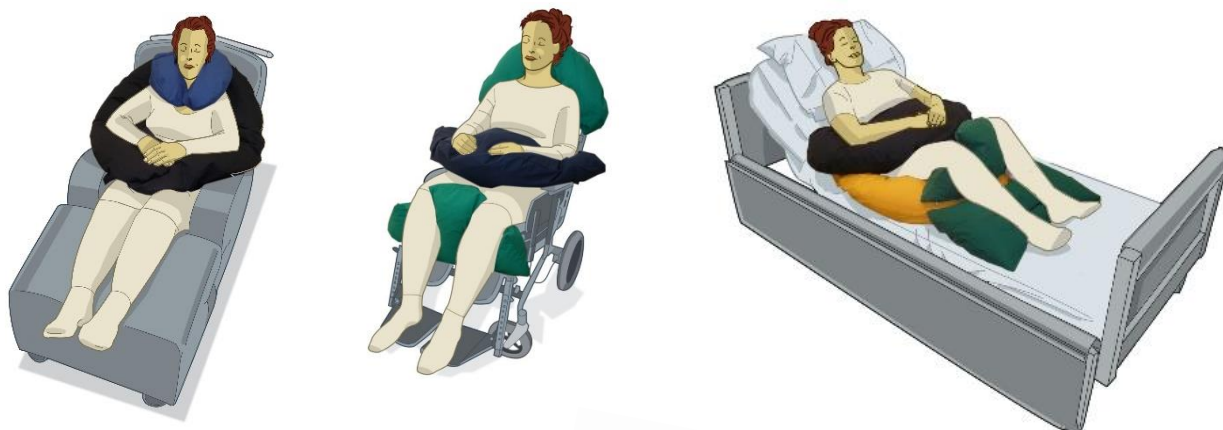
Sit Sack, child, Red, Weight 6.6 kg,  
Item number: 0317-3201-000 (depicted).

Sit Sack, junior, Green, Weight 10.5 kg,  
Item number: 0317-4201-000.

Sit Sack, adult, Blue, Weight 18 kg,  
Item number: 0317-5201-000.



## 8. How to position with Lasal Positioning Cushion



## 9. Cleaning and maintenance

---

### Daily cleaning of Lasal Positioning Cushions

Wipe the cushions with a clean cloth wrung out in water with a mild detergent. The cushions must be completely dry before they are used again or put away.

### Desinfection and wash

For surface disinfection of the cushions use disposable cloths with ethanol (e.g., Wet Wipe 70 %) or a chlorine product 1000-1200 ppm (e.g., Wet Wipe Chlorine Desinfection).

The cotton cover is machine washable at 60° C and the hygiene cover at 95° C. Both covers can be tumble dried at low temperatures.

The cotton cover shrinks approx. 5% and the color will fade over time.

When machine washing the different types of covers, the zipper must be zipped, otherwise it may be damaged.

⚠ Lasal Positioning Cushions without cover do not withstand machine washing but can be cleaned with a mild detergent or disinfected.

## 10. Storage

---

Do not expose the cushions to high temperatures, prolonged and intense sunlight, or other radiation.

### 10.1 Long-time storage

For long-term storage (over three months) Lasal Positioning Cushions must be stored in the dark and not exposed to strong odors or moisture.

The Positioning Cushions must be stored in plus temperatures, from 0°- 40° C.

## 11. Recycling and disposal

---

Dispose of products that are no longer in use in an environmentally safe manner. Contact your

local authority for further information on disposal.

## 12. Warranty

---

Cobi Rehab warrants that the Lasal Positioning Cushions are without defects on delivery. If, against all expectations, the cushions are subject to deficiencies or defects on receipt, please contact Cobi Rehab immediately.

The warranty period for the Lasal Positioning Cushions is one year from the date of purchase and covers manufacturing defects or defect on receipt. The invoice is your certificate of warranty.

The warranty does not apply to:

- products on which the serial number, batch number or the like have been removed or significantly damaged.
- products which have been repaired by unauthorised personnel.

### 12.1 Accidents

Report any incidents related to the use of Lasal Positioning Cushions to Cobi Rehab.

### 12.2 After expected product service life

After the expected product service life, it is important to make an overall assessment of the product before continuing to use it.

After the expected product service life Cobi Rehab cannot guarantee the safety and the suitability of the product as Cobi Rehab has no control over how the product has been used and the wear and tear of the product.

The warranty does not cover:  
- wearing parts.

This warranty does not apply when Cobi Rehab assesses that the Lasal Positioning Cushions have been improperly used.

For damage caused by improper use, an invoice will be issued for both the service and the spare parts used.

---

You can always contact Cobi Rehab on +45 7025 2522  
or [cobi@cobi.dk](mailto:cobi@cobi.dk) for more information about Lasal Positioning Cushions.

**Cobi Rehab** | Fuglebækvej 1D, DK-2770 Kastrup, Denmark | [cobi@cobi.dk](mailto:cobi@cobi.dk) | [cobirehab.com](http://cobirehab.com)

---

## 13. Specifications

Filling	Krøyer-beads of expanded polystyrene. Flame retardant. (ISO 3795:1989).
Inner cover	PU-covered flame retarded polyester textile. Mold and fungus resistant.
Cotton cover	100% Öko-Tex certified cotton. Anti-bacterially treated.
Hygiene cover	PU-covered flame retardant polyester textile. Mold and fungus resistant.
Cleaning of inner cushion	The inner cover does not withstand machine washing but can be cleaned with a mild detergent or disinfected.
Washing of covers	The cotton cover is machine washable at 60° C and the hygiene cover at 95° C. Both covers can be tumble dried at low temperatures. The cotton cover shrinks approx. 5% and the color will fade over time.
Storage	Do not expose the cushions to high temperatures, prolonged and intense sunlight, or other radiation.
Basic UDI-DI	5740000100014N5
ISO classification	ISO 09 07 06 - 02
Expected product service life	2 years

## 14. Accessories

### Ordering Lasal Positioning Cushions with cover

On the overview page 7 you find all our Lasal Positioning Cushions with their item numbers. Each item number only applies to the inner cushion itself.

Item numbers on hygiene covers end with 010, while cotton covers end with 020.

#### How to order cushions and covers:

Accessories	Hygiene cover	Cotton Cover
Square Cushion, Long, Item number 0305-721-000	0305-721-010	0305-721-020
T-Cushion, XL, Item number 0305-6001-000	0305-6001-010	0305-6001-020
Half Moon Cushion, Item number 0305-801-000	0305-801-010	0305-801-020

Order your Lasal Positioning Cushions at [cobi@cobi.dk](mailto:cobi@cobi.dk).



**COBI REHAB**<sup>®</sup>  
The Positioning Company

---



**DEALER AND  
MANUFACTURER**

**Cobi Rehab**  
Fuglebækvej 1D  
DK-2770 Kastrup  
Denmark  
+45 7025 2522

[cobirehab.com](http://cobirehab.com) | [cobi@cobi.dk](mailto:cobi@cobi.dk)