

LASAL

Flotations Cushions USER GUIDE

November 2017

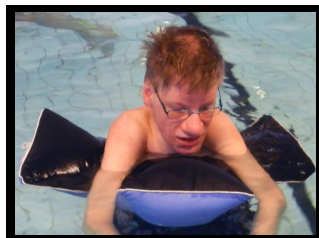

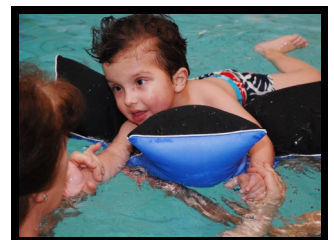

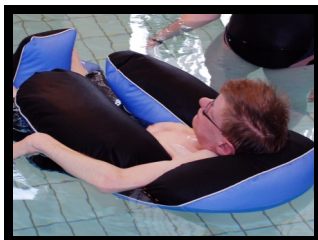



Table of Contents

Dear customer	2
Introduction	3
Before use, instructions	3
Description of the product and how to use it	3
Materials	4
Labelling	4
Cleaning and maintenance	4
Storage	5
Disposal	5
Complaint and return policy	5
Expected lifetime and warranty	5
Safety information	6
Explanation of symbols	7
Contact information	8

Dear customer,

We would like to thank you for purchasing LASAL Flotation Cushion. We are convinced that the cushion will be of great help and joy in everyday life for you and your surroundings.

This manual provides you with a description of our cushions as well as useful information on maintenance, safety and technical data.

Please read the manual thoroughly before using LASAL Flotation Cushion and keep it for use later on.

Best Regards

LASAL A/S

Introduction

LASAL Flotation Cushions are used to provide aid in rehabilitation and meet the requirements for CE-marking of products in Class 1. The cushions are produced in accordance with EC Directive 93/42/EEC 1993, standard EN 12182: 2012 and EN ISO 14971: 2012.

Instructions before using LASAL Flotation Cushions

Always make sure that the products are intact and not damaged. Do not use any damaged or defective products. In case of damage you should contact your supplier immediately in order to inform about the damage.

Description of the product and how to use it

LASAL Flotation Cushions are developed specifically for disabled children and adults, but can also be used by people who just want extra support in the water. The cushions can be used for e.g. positioning/relaxation in the pool, during training sessions or various kinds of water therapy and play.

LASAL Flotation Cushions are only for use in chlorinated water.

The cushions are available in different models and sizes for both children and adults. The various models can be used separately or combined to match the needs of each individual user.

Which and how many flotation cushions to use should be judged on the activities to be carried out, the functionality of the user as well as the use of other swim aids.

It is for the assistant staff to evaluate what products are needed based on the knowledge of the user.

IMPORTANT: Some models are not designed to be fastened around the body and therefore it is essential that either user or helper holds on to the cushion in order to avoid getting the head under water.

The cushions have a great flotation ability and feels pleasant to the skin due to the very special composition of materials providing the user with a safe and comfortable experience in the water. For more information please read our product guide on LASAL Flotation Cushions.

The user may advantageously be equipped with the flotation cushions before entering the water e.g. by hoist.

LASAL Flotation Cushions are available as follows:

Collarfloat; 4 sizes

Neck collar; 2 sizes

Banana-shaped Flotation Cushion; 3 sizes

U-Cushion; 1 size

T-shaped Flotation Cushion; 2 sizes

Bathing Flower; 2 sizes

Float Stabilizer; 2 sizes

Materials

Filling: Flame retarded EPS beads (Expanded Polystyrene)

Outer cover - facing up: 100% Polyester, not flame retarded.

Outer cover - facing down: 100% Polyester mesh, not flame retarded.

Labelling

LASAL Flotation Cushions are labelled in accordance with applicable legislation cf. EC Directive 93/42EEC 1993. Each cushion is provided with a label containing information on the manufacturer, trademark, warnings, item number, month & year of manufacturing, raw materials and symbols for cleaning and maintenance.

For explanation of the symbols please see page 7 "Explanation of symbols".

Cleaning and maintenance

After use it is essential that the outer cover is rinsed thoroughly in non-chlorinated water. When drying the cushions must be placed with the blue mesh facing downwards in order to allow the water to drain from the cushions. The cushions take quite a long time to drip dry and we therefore recommend use exclusively in "wet" environments.

Flotation cushions should not be machine washed. The cushions can be hand washed with water and plain soap and drip dried or cleaned/disinfected with alcohol. Please note that the pH of the used disinfectant should not be higher than 11.4.

If using heating cabinet for drying the temperature must not exceed 70° C, as a higher temperature will destroy the filling. Polystyrene beads melt at a temperature above 71° C. Polystyrene beads that come into contact with the heating element of either a washing or drying machine can damage the machines.

Do not bleach or use fabric softener and other additives containing solvents.

Storage

LASAL Flotation Cushions can advantageously be stored in the chlorinated environment in which they will be used. Floating cushions are best stored hanging when not in use.

Never leave wet/humid flotation cushions on the floor, in boxes etc. as this will grow mould in the cushion.

Avoid contact with sharp edges and pointed items or rough surfaces. Pay special attention to sharp and rough surfaces on the poolside and when entering and leaving the pool.

Keep the cushions out of direct sunlight for longer periods.

Disposal

LASAL Flotation Cushions can be disposed of as common household waste (flammable waste).

Complaint and return policy

Complaints must be reported to the manufacturer as soon as possible with details and photos of the problem.

Returns can only be made by prior agreement and only directly to the manufacturer.

Transportation damages must be reported to the shipping company immediately upon receipt.













Lifetime and warranty

LASAL Flotation Cushions are expected to last for 2 years.

The product is covered by a 2-year warranty as per the Danish Sale of Goods Act. This does not apply to normal wear or deterioration. The manufacturer assumes no responsibility for damage to the product or the user that has arisen due to transportation, misuse, negligent use of the product, improper handling or care. Nor adjustments made by other than the manufacturer.

Safety information

It is important always to read the manual before using the product. Flotation Cushions should be used only as described in this manual.

-  LASAL Flotation Cushions are exclusively intended for use in chlorinated water.
-  Despite LASAL Flotation Cushions' great floatability they should never be regarded as life jackets or other rescue equipment.
-  The responsibility for the safety of the bathers, the risk of drowning or other injury always rest with the assistant staff whether LASAL Floating Cushions have been used or not.
-  Extra attention should be paid to children below 3 years and people who are unable to swim or move on their own.
-  When using LASAL Flotation Cushions, always make sure that assisting staff is present in the water and no longer than an arm's length away from the user. Never leave the user alone and unattended in the water.
-  When positioning the user in the water it is vital to keep the airways free.
-  Never place the user where either water or flotation cushion may block the airways.
-  Not all cushions are designed to be fastened around the body and it is therefore necessary to ensure that they do not float away from the user. Either user or helper must be able to hold on to the cushion in order to avoid getting the head under water.
-  Avoid contact with sharp, pointed or rough items against the flotation cushions as this might harm and at worst tear the cushion.
-  Never use damaged LASAL Flotation Cushions. If there is leakage on the cushion allowing the filling to spread into the water, it must be removed from the water immediately.
-  The filling is not edible and must be kept out of mouth, ears, nose and eyes.
-  Do not use LASAL Flotation Cushions near or in contact with flames or hot surfaces, such as open fires, stoves, cigarettes or heat lamps. Only the filling is flame retarded.

WARNING

Incorrect use of LASAL Flotation Cushions
could result in permanent damage or at worst drowning.

Explanation of symbols

LASAL Flotation Cushions are labelled as follows:



Handwash only



Do not bleach



Do not clean chemically



Do not iron



Do not tumble dry



Drip dry



WARNING - the product must never
be considered a life jacket



Warning - see user manual,
safety information



Keep away from fire.



Avoid contact with sharp
and pointed items



To be disposed of as ordinary
waste



CE in accordance with
93/42/EEC 1993

Year of production

Flotation Cushions are manufactured by

LASAL A/S

Contact information:

LASAL A/S

Industrivej 15

DK- 8881 Thorsoe

Tel: +45 8696 6666

E-mail: info@lasal.dk

[http: www.lasal.dk](http://www.lasal.dk)